

**ENHANCED FOR EFFICIENCY,  
IMPROVED TECHNOLOGY  
& SUPERIOR DESIGN,  
THE GEN3 MULTI-BEAM**



**GREATER EFFICIENCY**

**IMPROVED HEAT DISSIPATION**

**BUILT-IN 4KV SURGE PROTECTION**

**MULTIPLE BEAM ANGLE OPTIONS**

**PORT FOR MOTION SENSOR**

The Gen3 Multi-Beam offers improved efficiency, performance and installation versatility. With an impressive 140 lumens per watt, a redesigned and more efficient heat sink and an optional PIR motion sensor, the multi-beam grabs more energy saving benefits than ever.

The unique adjustable light panels allow for installation at beam angles of 260°, 150° or 120°; and can be adjusted individually in any direction for maximum beam control.

The GEN3 Multi-beam is part of SATCO's robust line of commercial multi-beam lamps.

**260° Beam  
Angle**



**150° Beam  
Angle**



**120° Beam  
Angle**



**SATCO LED LAMPS**

### Gen3 Hi-Pro LED Multi-Beam



260° Beam Angle

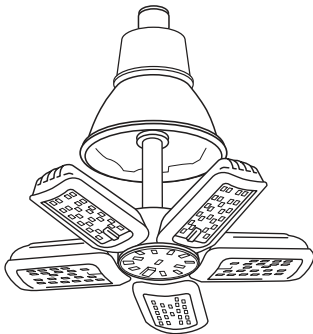
Direct wire, range voltage  
120-277V  
Approved for enclosed  
luminaires\*  
Available in 2700K & 5000K  
Individual, field-adjustable  
light panels  
50,000 Hours




150° Beam Angle



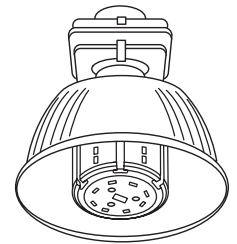
120° Beam Angle



Industrial Design  
Lighting



Post Top Lighting

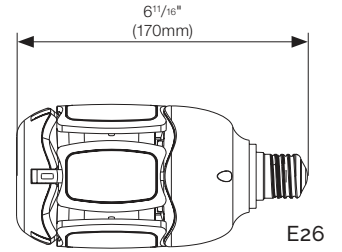
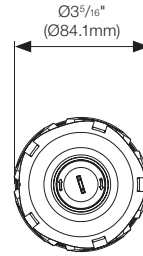
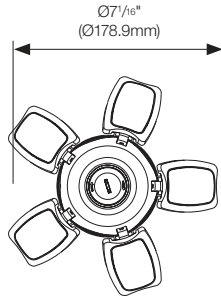


High Bay, Low Bay

\*See minimum compartment sizes listed on package and lamps

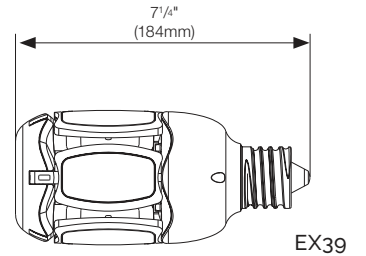
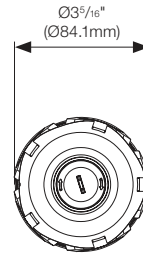
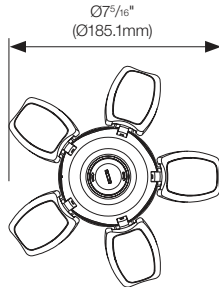
S39768  
30W/MB-G3/27K/100-277V

S39750  
30W/MB-G3/50K/100-277V



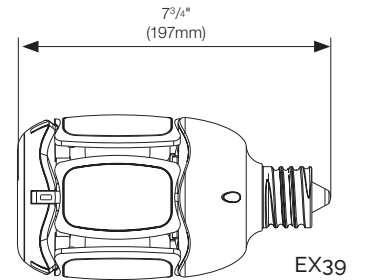
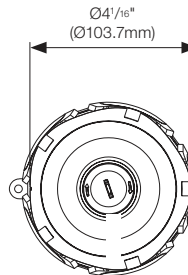
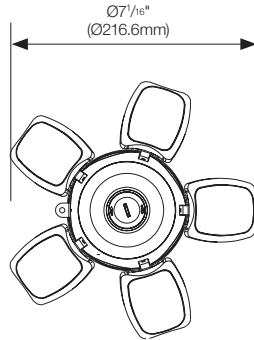
S39798  
40W/MB-G3/27K/100-277V

S39751  
40W/MB-G3/50K/100-277V

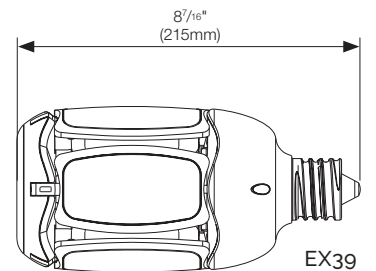
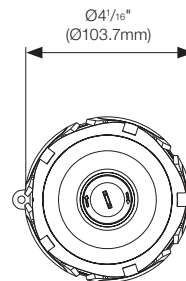
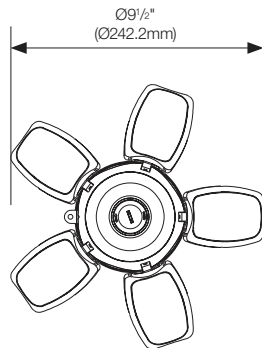


S39799  
60W/MB-G3/27K/100-277V

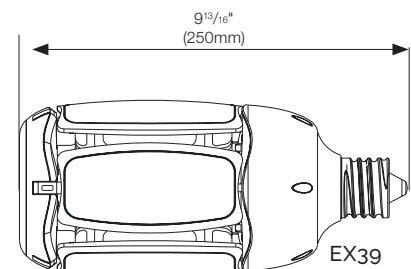
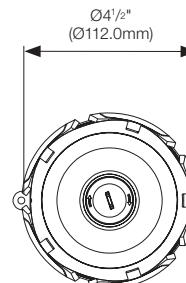
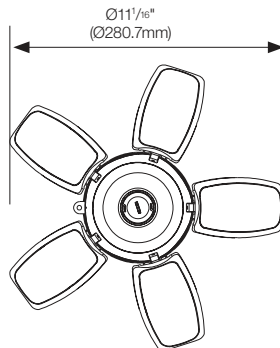
S39752  
60W/MB-G3/50K/100-277V



S39769  
75W/MB-G3/50K/100-277V



S39679  
90W/MB-G3/50K/100-277V

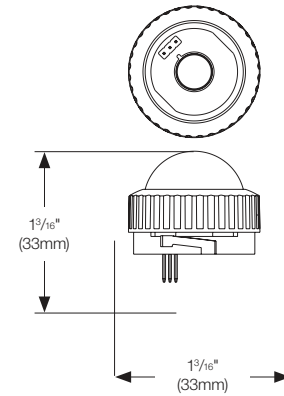
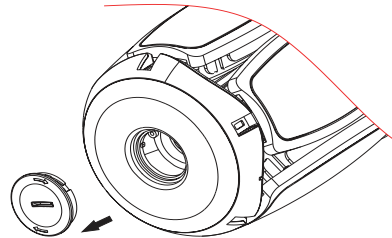


**Optional LED PIR sensor**

(Satco model 86-215)

Plug in the module

86-215



**Signal Detection**



Item	Description	Watts	Voltage	Base Type	CCT	Lm	MOL (inches)	Life/ Hrs.	UPC	Pack
S39768	30W/LED/HID/MB/ 27K/100-277V/E26	30	100-277	E26	2700	3840	6¾	50K	045923397684	24
S39750	30W/LED/HID/MB/ 5K/100-277V/E26	30	100-277	E26	5000	4200	6¾	50K	045923397509	24
S39798	40W/LED/HID/MB /27K/100-277V/EX39	40	100-277	EX39	2700	5120	7¼	50K	045923397981	12
S39751	40W/LED/HID/MB/ 5K/100-277V/EX39	40	100-277	EX39	5000	5600	7¼	50K	045923397516	12
S39799	60W/LED/HID/MB/ 27K/100-277V/EX39	60	100-277	EX39	2700	7680	7¾	50K	045923397998	12
S39752	60W/LED/HID/MB/ 5K/100-277V/EX39	60	100-277	EX39	5000	8400	7¾	50K	045923397523	12
S39769	75W/LED/HID/MB/ 5K/100-277V/EX39	75	100-277	EX39	5000	10500	8½	50K	045923397691	12
S39679	90W/LED/HID/MB/ 5K/100-277V/EX39	90	100-277	EX39	5000	12600	10	50K	045923396793	6

**Accessories**

86-215	Hi-Pro Motion Sensor/PIR (Passive Infrared)								045923862151	
80-929	Hard Wire Surge Protector - 10kV								045923809293	
92-410	Mog to Med Socket Reducer for S39750 and S39768								045923924101	