

LED VBA10-3020e-4

Lamp Class: BA10 Clear Glass



Product Description


LED VBA10-3020e-4 delivers superior brightness, valuable energy savings and long lasting performance. LED Filaments along with heat-sink absence unmistakably mimic traditional bulb styles while providing greater light distribution. This BA10 Class LED bulb comes in 2700K CCT (*Warm White*) for charming and hospitable environments.



Estimated Energy Cost: \$0.54 per year



Clear Glass



Specifications

| Input Power | Input Voltage | Lumen Output | Beam Angle | Center Beam | CCT |
|-------------|---------------|--------------|------------|-------------|--------|
| 4.5 W | 120 V | 500 lm | 320° | N/A | 2700 K |

| CRI | Luminous Efficacy | Power Factor | Input Current | Base/Cap | Lamp Lifespan |
|-----|-------------------|--------------|---------------|----------|---------------|
| 80 | 111 lm/W | 0.7 | 0.045 A | E12 | 15,000 Hrs. |

Product Features & Benefits



Dimmable



Energy Efficient

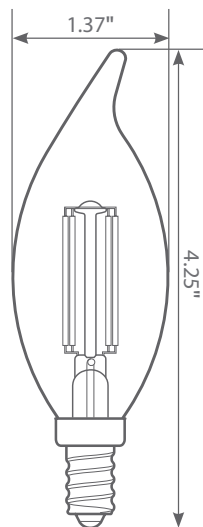


Enclosed Fixture Suitable




Wet Rated

Product Dimensions



Product Photometric Data



VBA10-3020e-4

RECOMMENDED DIMMERS BY BRAND

LUTRON: DV-603P 600W, S-600 600W, CT-103P-WH 1000W, CTCL-153P-WH 600W, TGCL-153PLH-WH 600W, DV-603PR 600W, S-600PR-WH 600W, DVW-600PH-WH 600W, DV-600PH-WH 600W, S-603PGH-WH 600W, S-600H-WH 600W, D-600RH-DK 600W, TG-600PH-WH 600W, TG-600PH-IV 600W, CT-600:PR-WH 600W, D-600R-WH 600W, S-603PH-WH 600W, S-600P-WH, DV-600P-WH, SCL-153PH-WH, TG-603PGH-WH, DVCL-153P-WH, MAELV-600-WH

LEVITON: 6631-LA 600W, IPI06 600W, S-600P-WH, LIGHT ALMOND NO.6672 600W, 603-6631-A 600W, WHITE NO.IPL06 600W, White/Lvory/Light Almond IPI10-1LZ 600W, IPI06-1LZ 600W, 6681

GE: 18024 600W

ALMOND: LUXDM600-12 600W

LEGRAND: RHCL453PW, HCL453PTC

CTL: DM600-12-3/LED/WH 600W

AH: SDM3/1000/WHTE 1000W