

Ultra-slim Flood Light

FL-010/20/30/50-AW-S

FL-050/70/100-AW-S



Description:

This flood light series saves up to 50% in energy costs when compared to a high intensity discharge lamp, and it also reduces maintenance costs and carbon emission. The flood light is combined with LED cutting-edge technology and has a unique optical design equal to HID lighting sources.

Features:

1. Waterproof design, easy to assemble
2. Die-casting aluminum alloy lamp body, high toughened glass cover; solid and durable; corrosion-proof;
3. High efficiency thermal management, LEDs and power supply work in low temperature, and high stability of continuous operating.
4. Instant on/off, no flicker and glare; high CRI
5. Compact appearance. easy to install and transport.
6. Includes a power cord with a length of 19.5 +/- 2 inches

Technical parameters:

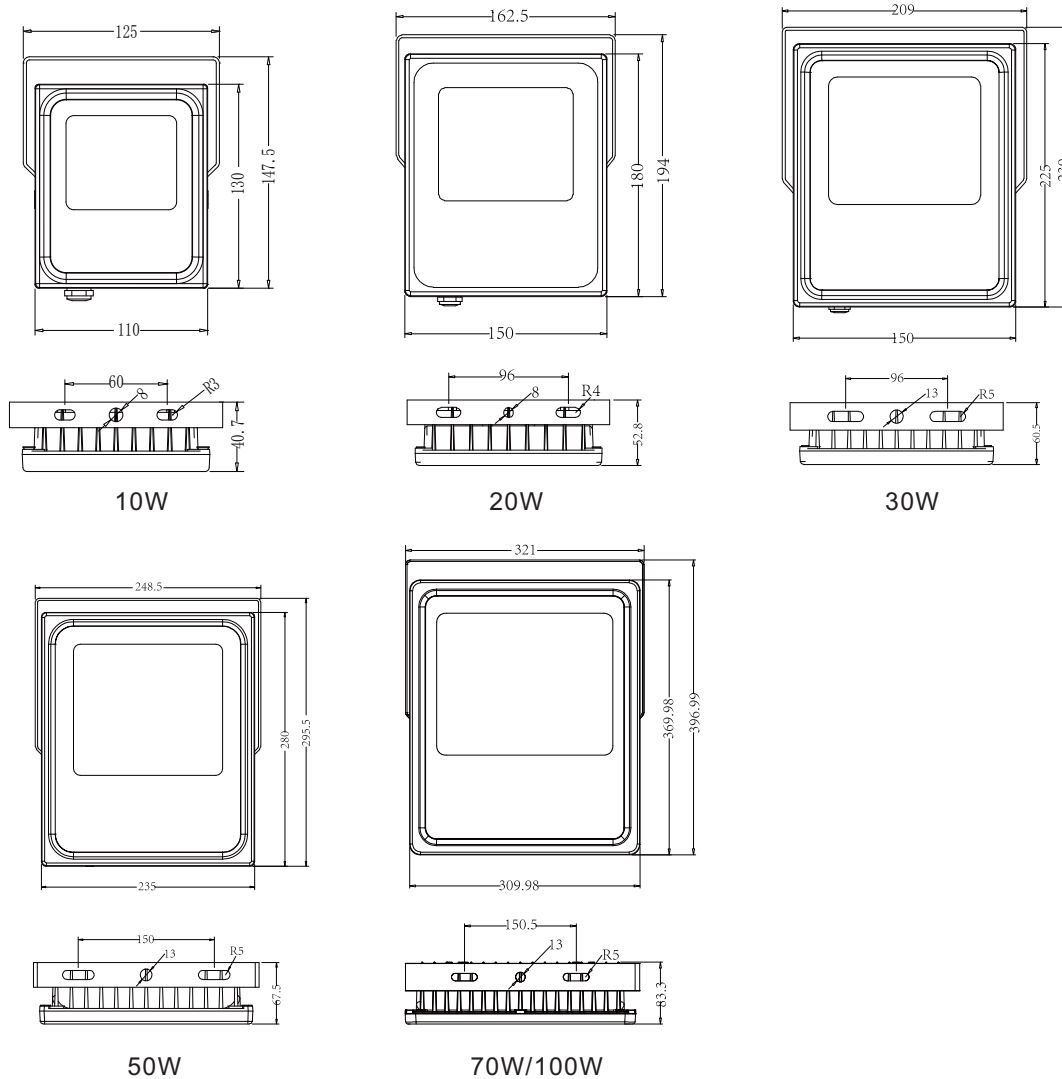
Model	CCT	Color	Lumen(lm) (±10%)	LED Type	LED Qty.	Power(w) (±10%)	Voltage, Frequency	Beam (angle°)	CRI	PF
FL-010-AW-W-S	5000K	White	920	COB	1pcs	10	AC100-277V 50/60Hz	120°	> 70	≥0.9
FL-010-AW-NW-S	4000K	Neutral White	910							
FL-010-AW-WW-S	3000K	Warm White	900							
FL-020-AW-W-S	5000K	White	1850	COB	1pcs	20	AC100-277V 50/60Hz	120°	> 70	≥0.9
FL-020-AW-NW-S	4000K	Neutral White	1840							
FL-020-AW-WW-S	3000K	Warm White	1800							
FL-030-AW-W-S	5000K	White	2780	COB	1pcs	30	AC100-277V 50/60Hz	120°	> 70	≥0.9
FL-030-AW-NW-S	4000K	Neutral White	2740							
FL-030-AW-WW-S	3000K	Warm White	2710							
FL-050-AW-W-S	5000K	White	4650	COB	1pcs	50	AC100-277V 50/60Hz	120°	> 70	≥0.9
FL-050-AW-NW-S	4000K	Neutral White	4620							
FL-050-AW-WW-S	3000K	Warm White	4550							
FL-070-AW-W-S	5000K	White	6790	COB	1pcs	70	AC100-277V 50/60Hz	120°	> 70	≥0.9
FL-070-AW-NW-S	4000K	Neutral White	6760							
FL-070-AW-WW-S	3000K	Warm White	6660							
FL-100-AW-W-S	5000K	White	9640	COB	2pcs	100	AC100-277V 50/60Hz	120°	> 70	≥0.9
FL-100-AW-NW-S	4000K	Neutral White	9580							
FL-100-AW-WW-S	3000K	Warm White	9500							

Application :

Mainly applied in outdoor flood lighting, building decoration, industry, sports centers, outdoor stadiums, ports, parking lots, and roads if there is a street light distribution system.

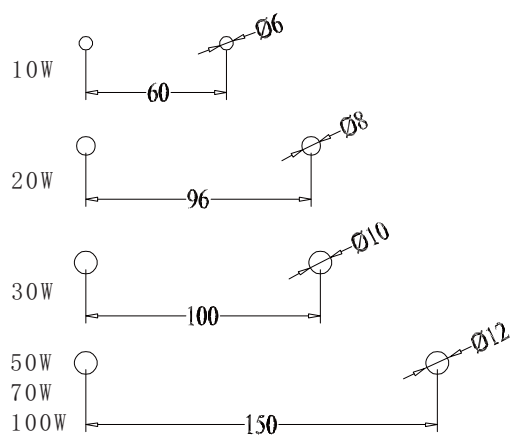


Dimension (Unit:mm):



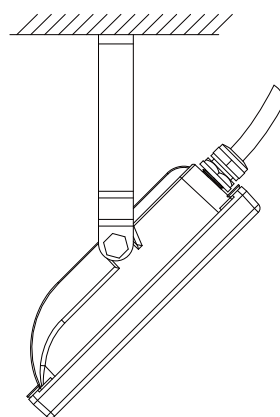
Installation:

1.surface mounting

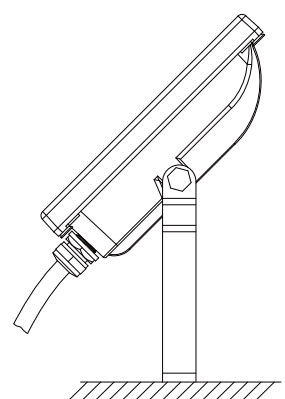


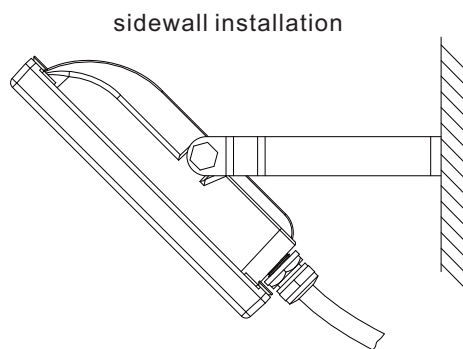
Step 1: Drill holes on installation surface to install M6/M8/M10/M12 bolt

ceiling installation

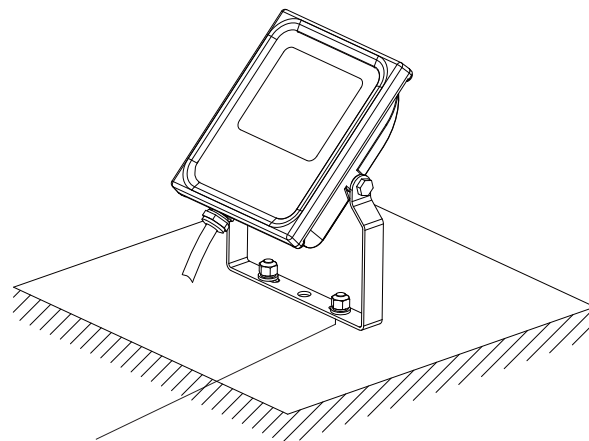


Pedestal installation





Step2: Install lamp on expansion bolts



Step3: Install flat gasket, spring washer and nut to fasten bracket and expansion bolts

Packing information :

10W

Net weight: 0.70 KG

Gross weight 0.75KG

Packing box dimension: 137*62*195mm

Outer carton dimension:

565*405*205mm (24 pcs/carton)

Total weight:19.0KG

20W

Net weight: 1.1 KG

Gross weight 1.2KG

Packing box dimension: 173*70*218mm

Outer carton dimension:

535*453*230mm (18 pcs/carton)

Total weight:22.5KG

30W

Net weight: 1.7 KG

Gross weight 1.8KG

Packing box dimension: 219*78*258mm

Outer carton dimension:

533*455*255mm (12 pcs/carton)

Total weight:22.7KG

50W

Net weight: 2.5 KG

Gross weight 2.7KG

Packing box dimension: 257*87*314mm

Outer carton dimension:

540*275*335mm (6 pcs/carton)

Total weight:17.3KG

70W

Net weight: 4.2 KG

Gross weight 4.7KG

Packing box dimension: 340*120*420mm

Outer carton dimension:

500*440*360mm (4 pcs/carton)

Total weight:19.0KG

100W

Net weight: 4.5 KG

Gross weight 5.0KG

Packing box dimension: 340*120*420mm

Outer carton dimension:

500*440*360mm (4 pcs/carton)

Total weight:22.0KG

Installation requirement:

- 1.Please prepare two sets of bolts to install the light;
- 2.Power off before installation;
- 3.Make sure the installed surface can endure the weight of light, and fix the light on the installed surface securely (according to installation diagram);
4. Connect light wire to power wire, seal the joint with insulation.

Notice :

- 1.Please read the specification first, to make sure the service environment matches the conditions in the specification before using;
- 2.Please confirm input voltage, frequency before using;
3. The lamp must be installed by professionals;
4. The lamp can't be used if the power wire, housing are damaged;
5. The lamp can't be maintained by non-professionals;
- 6.If the exterior flexible cable or wire is damaged, it must be exchanged by the supplier, its agent or other relevant qualified personnel to avoid dangers;
- 7.Using environment: -20℃-35℃.