

LED AREA LIGHTS

PLT
&



FEATURES

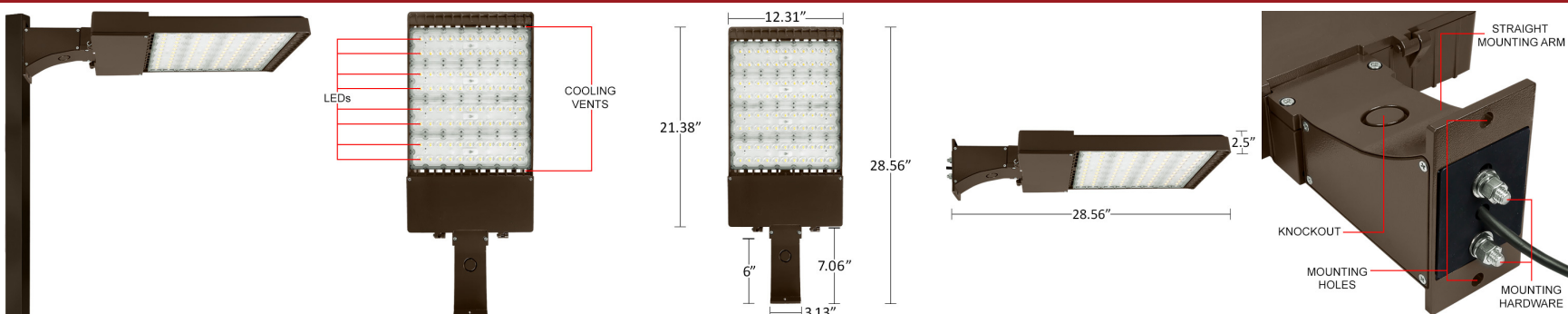
- Well suited light distribution for parking lot and roadway lighting
- Advanced heat sink design makes fixture light in weight and better at heat dissipation
- Suitable for Wet Locations
- Type III Light Distribution
- IP68 Rated: Protects against dust and water
- UL File Number - E484679



87% ENERGY EFFICIENCY & LONG LIFE
60% MORE ENERGY EFFICIENT THAN STANDARD HID LAMPS
TYPICAL PAYBACK OF 1 - 3 YEARS

SKU #	Kelvin	Lumens	Wattage	Voltage	CRI	DLC?	Mounting	Life Hours	Warranty
LEDF-10126	4000	36000	300	120-277	70	NO	STRAIGHT	50000	5 years

ADDITIONAL PHOTOS



FEATURES

- Longer life span than Metal Halide
- Minimizes Maintenance Checks
- Type III Light Distribution

TYPICAL APPLICATIONS

- Security Lighting
- Pedestrian Lighting

WARRANTY

WARRANTY **5 Years**

SPECIFICATIONS

PERFORMANCE

36000 Lumen Output (IES)
300W Power Consumption
120 lm/W Efficacy (IES)
4000K Color Temperature
>50000 hrs Lumen Maintenance
120-277 Input Voltage
0.9 Power Factor

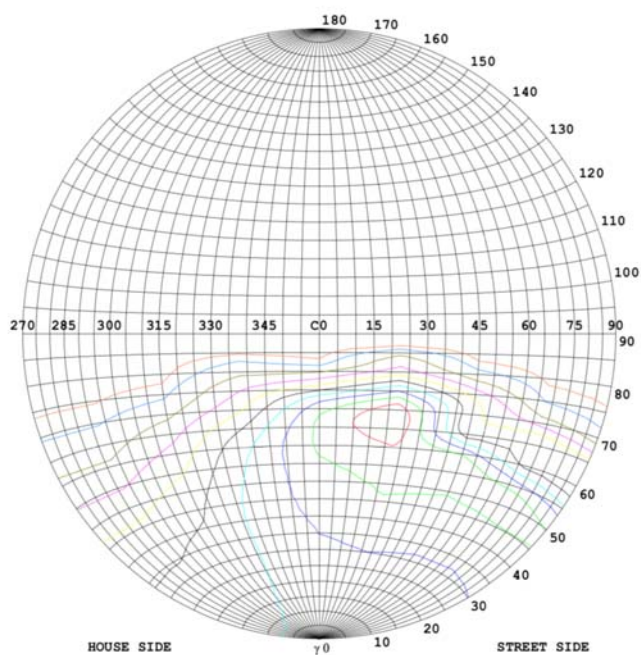
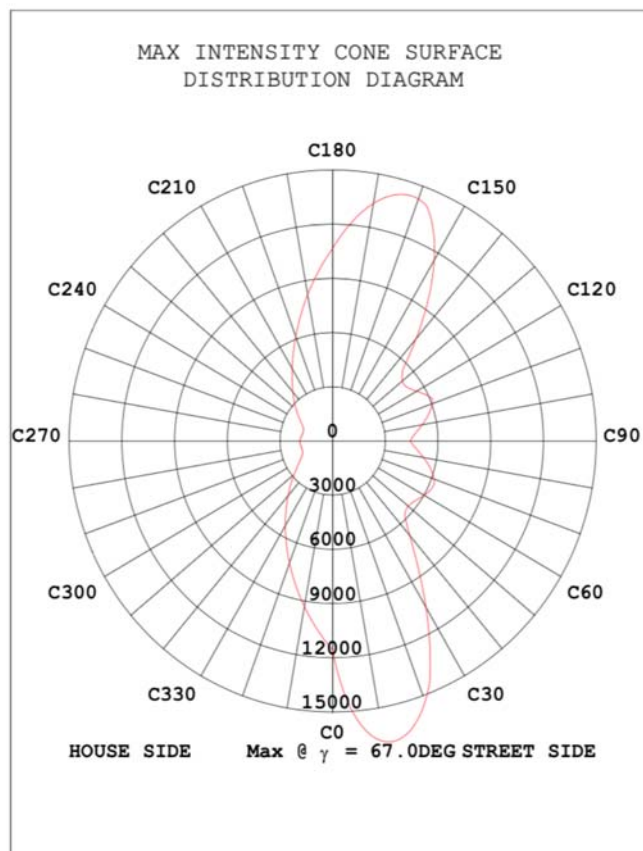
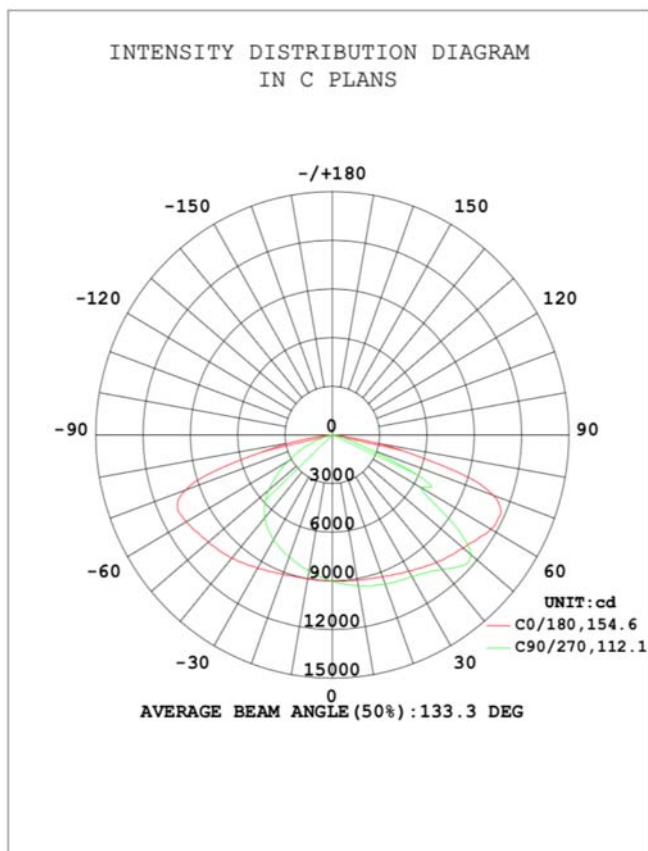
ENVIROMENTAL

IP68 Rating
-40°F ~113°F Operating Temperature

PHYSICAL

Dimensions (21.38 in. x 12.31 in. x 2.5 in.)
Straight Arm Mounting Option
Housing Die-Casting Aluminum

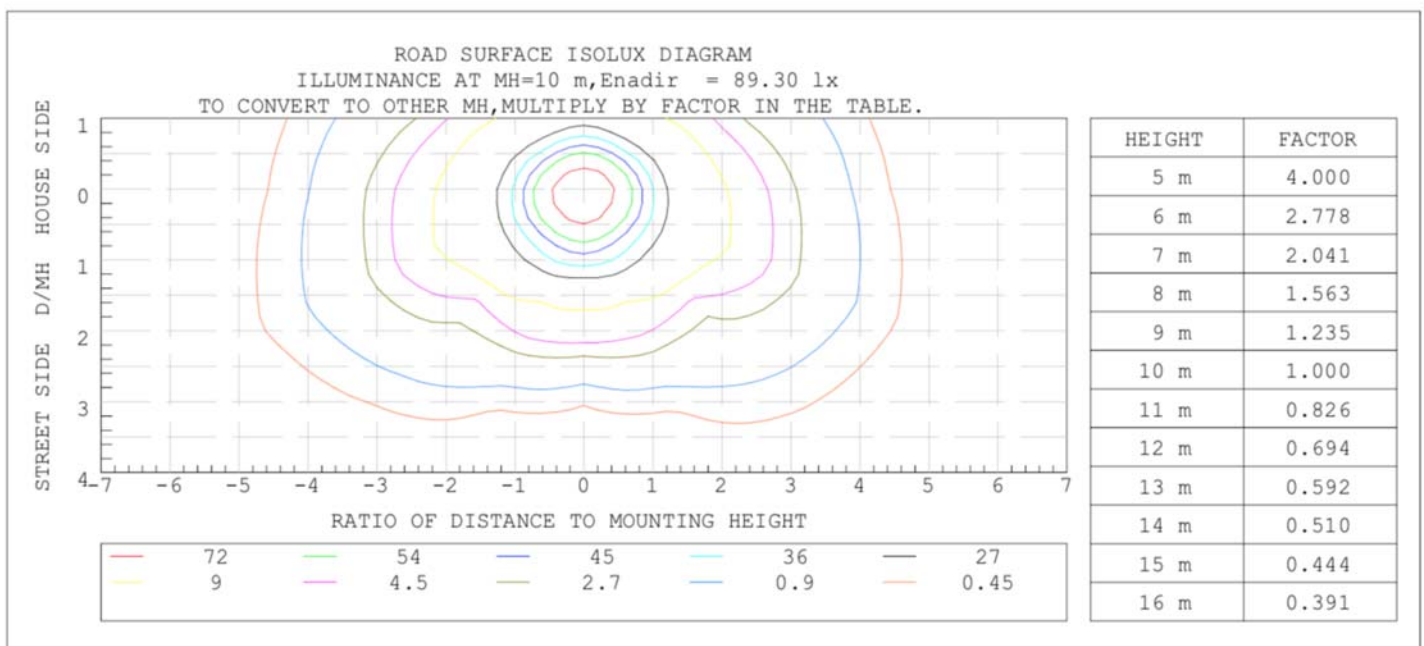
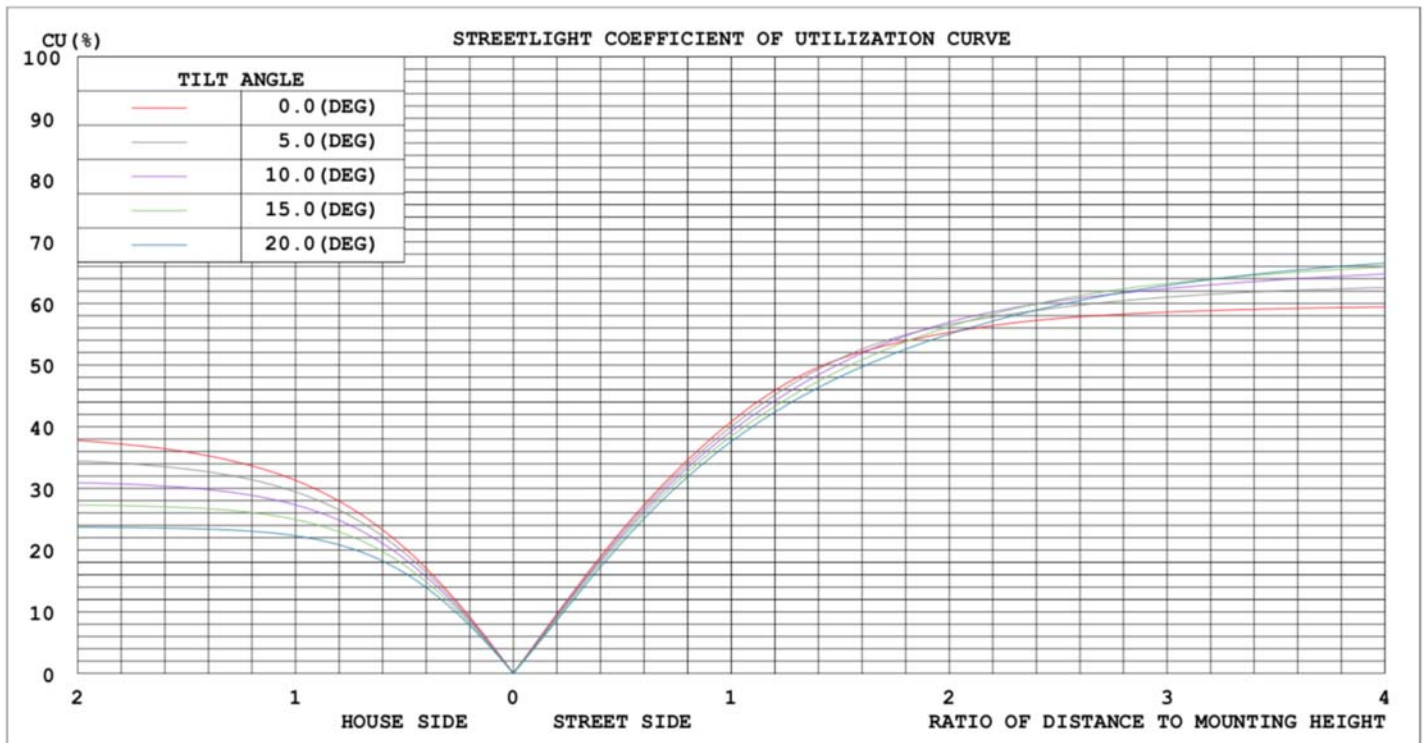
PHOTOMETRICS

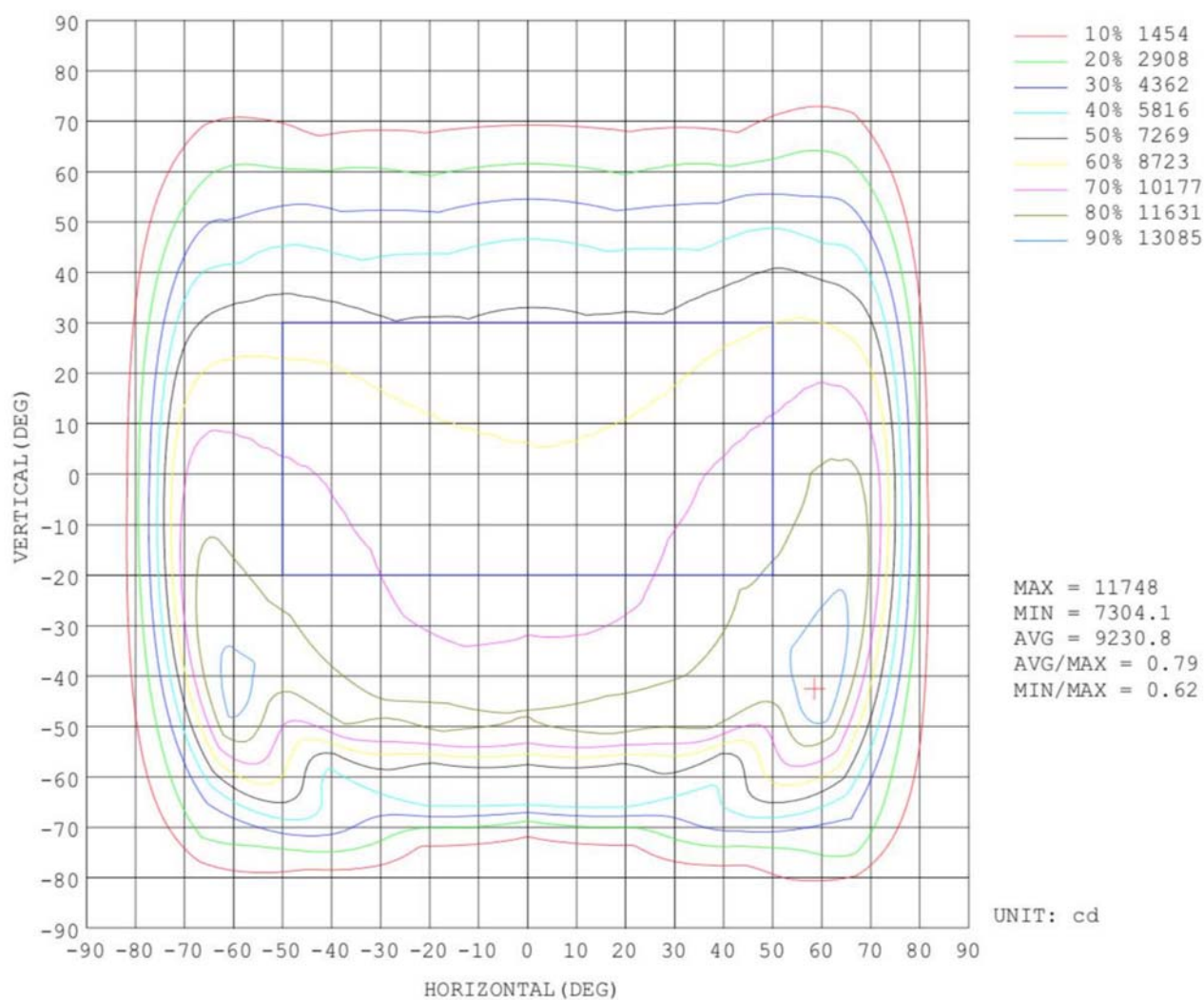


Classification:

IES: Type III - Short
CIE: Average - Intermediate
IES: Semi cut-off
CIE: Non-cut-off
Max. At 80: 127.3 cd/klm
Max. At 90: 0.5603 cd/klm
Max. 80-90: 127.3 cd/klm

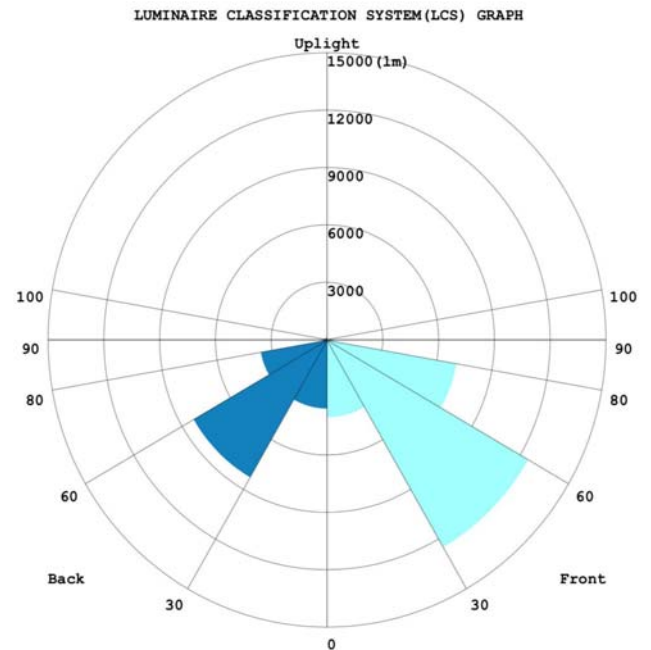
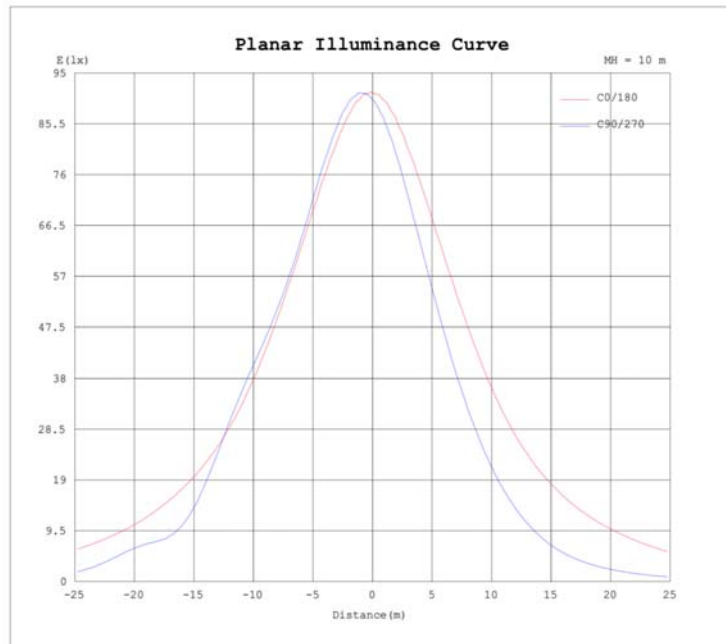
ISOCANDELA DIAGRAM	
UNIT	cd
I _{max} =100%	14430
90%	12987
80%	11544
70%	10101
60%	8658
50%	7215
40%	5772
30%	4329
20%	2886
10%	1443
5%	721





LED AREA LIGHTS

PLT&



Improved LED Modules design

- ** No soldering on production line, assembly speed fastened
- ** Plug-in pin for LED modules, easy assembly & replace in future
- ** Temp of LED Board: 60° C (Ambient Temp=25° C)

LED Lens

- ** Type III, Type V, 90x120°
- ** With small pins on the back side for locating the connection hole on the LED board, to avoid wrong direction assembly.

Waterproof apron for LED modules.

Extruded aluminum heat sink, coefficient of heat transfer up to 221

- ** Heat dissipation trippled than before
- ** Lighter weight
- ** LED Modules can directly connected to heat sink, the temp difference between is only 2-3° C
- ** Temp for heat sink= 60° C (Ambient Temp=25° C)

Die-casting aluminum power pack

- ** Reliable structure
- ** Better for IP rating
- ** Isolates the heat generated from the LED Modules to power supply
- ** Simple but reliable way to fix driver, easy to replace in future.

Patent, Unique slide-in Mount installation


- ** Ideal for inventory
- ** Ideal for SKD
- ** Easy installation
- ** Save labor cost
- ** Will not affect light, power & IP rating when changing the mount.

Clamshell power supply cover
Much more convenient for installation, save labor cost.

STRAIGHT ARM



Square Pole



- ◆ Slide-in straight mount option for square pole installation **or directly for wall installation**
- ◆ Min Pole Size: 3"x3"
- ◆ Max Load Weight: 110lbs
- ◆ Reserved for photosensor option

