

LED AREA LIGHTS



FEATURES

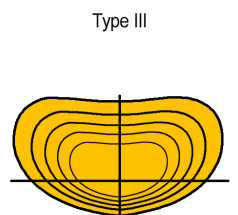
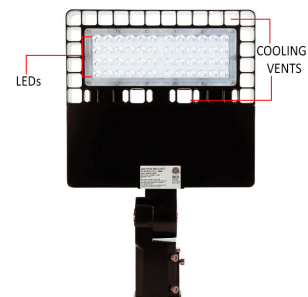
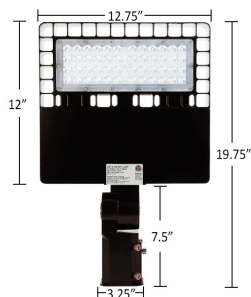
- Well suited light distribution for parking lot and roadway lighting.
- Advanced heat sink design makes fixture light in weight and better at heat dissipation
- Installation angle -90 ~ +90° adjustable.
- Beautiful appearance, using Samsung LED chips and high quality driver.
- IP65 Rated.
- ETL Listed



50% ENERGY EFFICIENCY & LONG LIFE
60% MORE ENERGY EFFICIENT THAN STANDARD HID LAMPS
TYPICAL PAYBACK OF 1 - 3 YEARS

SKU #	Kelvin	Lumens	CRI	Wattage	Voltage	DLC?	Mounting	Life Hours	Warranty
PLT-10842BR	5000	9500	80	80	120-277	NO	SLIP FITTER	70,000	5 years

ADDITIONAL PHOTOS



FEATURES

- Longer life span than Metal Halide
- Minimizes Maintenance Checks
- Type III light distribution

TYPICAL APPLICATIONS

- Security Lighting
- Pedestrian Lighting

WARRANTY

WARRANTY

5 Years

SPECIFICATIONS

PERFORMANCE

Samsung LED Chip
9500 Lumen Output (IES)
80W Power Consumption
120 lm/W Efficacy (IES)
5000K Color Temperature
N/A CRI
>70,000 hrs Lumen Maintenance
100-277 Input Voltage
200W Power Factor

ENVIRONMENTAL

IP65 IP Rating
-40~+45°C Operating Temperature
-40~+80°C Storing Temperature
10%-95% Humidity

PHYSICAL

Dimensions (627.89 x 330 x 65mm)
Weight 10.66 kg
Slip Fitter Mounting Options
Fixture Material Die-Casting Aluminum



PHOTOMETRICS NON-SHADED