

Product Specifications



LED HIGH BAY EL-TS-240(HB)

FEATURES

- System efficacy above 125LPW
- Ultra light, 1/3 of regular LED high bay weight
- Superior heat management
- 5 years warranty

SPECIFICATIONS

PERFORMANCE

LED Chip	Philips Lumileds
Lumen Output (IES)	30,000 lm
Power Consumption	240 W
Efficacy (IES)	125 lm/W
Efficacy (LED)	125 lm/W
Beam Angle	60°,90°
Color Temperature	3500K
CRI	≥70
Lumen Maintenance	L70>155,000 hours (Calculated Using TM-21 Calculator)
Input Voltage	100-277 VAC
LED Driver	Sosen
Power Factor	0.95 minimum

ENVIRONMENTAL

IP Rating	IP65
Operating Temperature	-30 to 45°C (-22 to 113°F)
Humidity	15% to 90% RH

PHYSICAL

Dimensions (L×W×H)	410×410×500 mm(16.1x16.1x19.7in)(60 Degree)
Weight	5.7 kg(12.6lb) (60 Degree) Hanging
Mounting Options	Ring Mount
Lampshade Material	PC
Fixture Material	Aluminum Alloy

WARRANTY

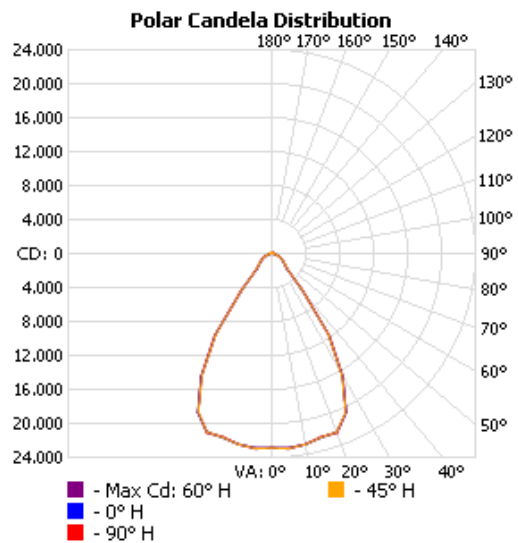
5 Years

TYPICAL APPLICATIONS

- Warehouse/Manufacturing Facilities
- Convention Centers/Sporting Arenas
- Big-Box Retail Stores
- Cold Storage Facilities
- Gymnasiums

Photometrics

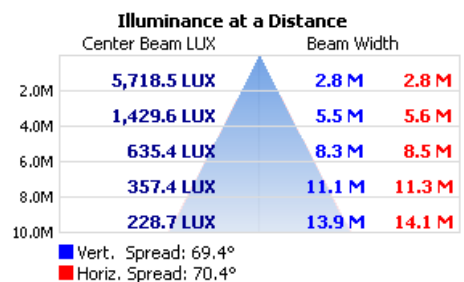
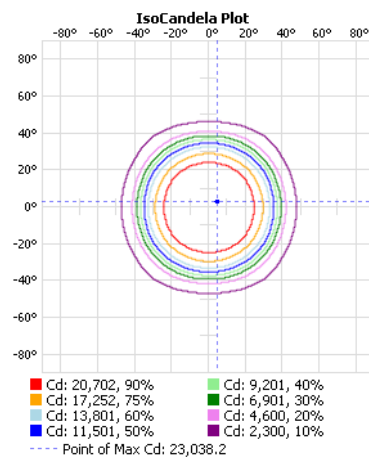
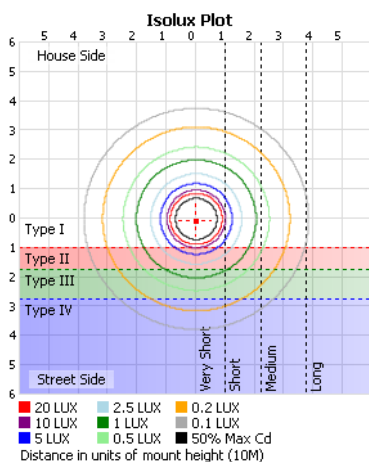
Filename: ELTS240-5000K-60DEG
 Luminaire: ELTS240-5000K-60DEG
 Lamp: PHILIP 4500-5500K CRI > 70
 Lamp Output: 1 lamp, rated Lumens/lamp: 30000 Max
 Candela: 23,038.2 at Horizontal: 60° , Vertical: 5°
 Input Wattage: 240
 Luminous Opening: Vertical Cylinder (Dia : 0.4M, H: 0.28M)
 Test Date: 2016-1-13
 Photometry: Type C
 Nema Type: 5 X 5



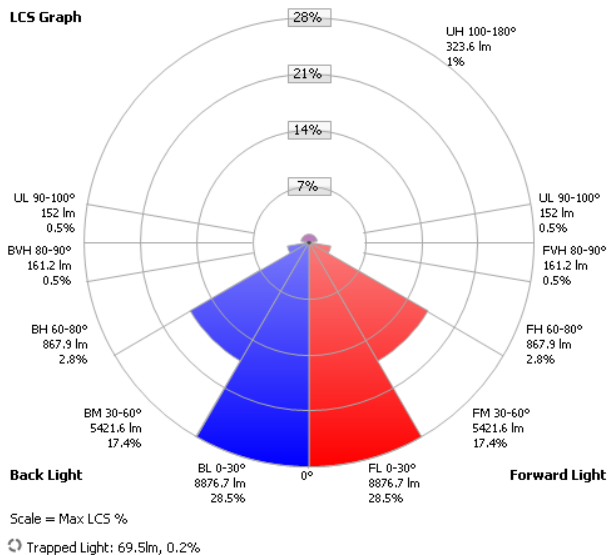
Zone	Lumens	% Lamp	% Luminaire
0-30	17,740.9	56.9%	57.1%
0-40	24,691.1	79.1%	79.4%
0-60	28,558.3	91.5%	91.9%
60-90	2,057.6	6.6%	6.6%
70-100	1,129.9	3.6%	3.6%
90-120	241.6	0.8%	0.8%
0-90	30,615.9	98.1%	98.5%
90-180	475.3	1.5%	1.5%
0-180	31,091.2	99.7%	100%

BUG Rating	B5 - U3 - G2
Forward Light	Lumens Lumens %
Low(0-30):	8,876.7 28.5%
Medium(30-60):	5,421.6 17.4%
High(60-80):	867.9 2.8%
Very High(80-90):	161.2 0.5%
Back Light	Lumens Lumens %
Low(0-30):	8,876.7 28.5%
Medium(30-60):	5,421.6 17.4%
High(60-80):	867.9 2.8%
Very High(80-90):	161.2 0.5%
Uplight	Lumens Lumens %
Low(90-100):	152.0 0.5%
High(100-180):	323.6 1%
Trapped Light:	69.5 0.2%

Zone	Lumens	% Total	Zone	Lumens	% Total
0-5	549.1	1.8%	90-95	91.0	0.3%
5-10	1,636.4	5.3%	95-100	61.1	0.2%
10-15	2,676.5	8.6%	100-105	36.5	0.1%
15-20	3,687.4	11.9%	105-110	21.4	0.1%
20-25	4,500.1	14.5%	110-115	16.4	0.1%
25-30	4,691.4	15.1%	115-120	15.3	0%
30-35	4,133.1	13.3%	120-125	15.5	0%
35-40	2,817.1	9.1%	125-130	16.5	0.1%
40-45	1,462.6	4.7%	130-135	17.7	0.1%
45-50	907.8	2.9%	135-140	19.9	0.1%
50-55	794.0	2.6%	140-145	21.9	0.1%
55-60	702.8	2.3%	145-150	23.3	0.1%
60-65	593.3	1.9%	150-155	25.0	0.1%
65-70	486.4	1.6%	155-160	26.2	0.1%
70-75	378.3	1.2%	160-165	25.8	0.1%
75-80	277.1	0.9%	165-170	22.0	0.1%
80-85	191.6	0.6%	170-175	14.6	0%
85-90	130.7	0.4%	175-180	5.1	0%



Photometrics



Candela Table - Type C

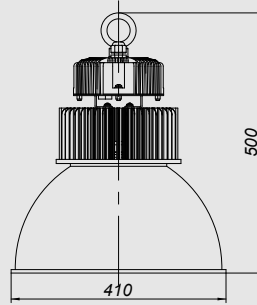
	0	15	30	45	60	75	90
0	22874	22874	22874	22874	22874	22874	22874
5	22964	22988	22993	23004	23038	23012	22932
10	22789	22760	22784	22803	22776	22784	22795
15	22434	22384	22374	22395	22363	22369	22321
20	22355	22342	22390	22334	22342	22382	22463
25	20645	20668	20616	20561	20626	20684	20629
30	16640	16694	16557	16524	16594	16614	16692
35	11564	11591	11518	11554	11611	11807	11832
40	5325	5383	5426	5405	5388	5455	5735
45	2503	2501	2530	2589	2503	2535	2628
50	1938	1925	1955	2018	1942	1983	2022
55	1678	1648	1678	1722	1683	1706	1720
60	1351	1315	1339	1390	1354	1360	1402
65	1072	1044	1074	1107	1097	1097	1140
70	808	807	814	838	851	863	875
75	594	600	599	610	625	634	629
80	399	411	414	432	433	429	444
85	273	280	280	281	288	286	282
90	193	197	194	191	198	199	195
95	135	138	133	134	140	139	139
100	84	88	87	88	90	89	88
105	45	48	47	49	49	49	51
110	31	32	33	33	35	35	34
115	30	30	31	31	32	32	32
120	31	32	31	32	32	32	33
125	35	35	35	35	36	36	36
130	40	41	41	40	41	41	41
135	46	46	47	47	47	48	48
140	60	60	60	61	61	61	61
145	71	71	70	71	71	71	71
150	89	88	88	88	88	88	88
155	111	110	110	111	111	110	110
160	142	141	141	141	142	141	142
165	176	175	174	174	174	174	174
170	199	199	198	199	199	199	198
175	213	213	212	213	212	212	213
180	219	219	219	219	219	219	219



Mounting Options

Hanging Ring Mount

60 Degree Reflector



Hanging Ring Mount

90 Degree Reflector

