


Product Specifications



High Bays

300W Smart High Bay EL-MD-300(HB)

FEATURES

- Flexible, modular design
- Advanced, vortex air flow thermal management
- Easy, low cost maintenance and repair
- UL, CUL certified to wet location

TYPICAL APPLICATIONS

- Warehouses/Manufacturing Facilities
- Convention Centers/Sporting Arenas
- Big-Box Retail Stores
- Cold Storage Facilities
- Gymnasiums

SPECIFICATIONS

PERFORMANCE

LED Chip	CREE XT-E
Lumen Output (IES)	31,500 lm
Power Consumption	300 W
Efficacy (IES)	105 lm/W
Beam Angle	45°
Color Temperature	4500~5500K (2500~5500K Optional)
CRI	≥70
Lumen Maintenance	L70>150,000 hours (Calculated Using TM-21 Calculator)
Input Voltage	100-277 VAC (Dimming Optional)
Power Factor	0.95 minimum
Surge Protection	Per IEC 61000-4-5
EMI	EMC Per EN 55015

ENVIRONMENTAL

IP Rating	IP65
Operating Temperature	-30 to 50°C (-22 to 122°F)
Storing Temperature	-40 to 80°C (-40 to 167°F)
Humidity	15% to 95% RH

PHYSICAL

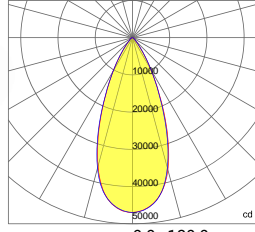

Dimensions (L×W×H)	560×375×180 mm (22.0×14.8×7.1 in)
Weight	16.8 kg (37.0 lbs)
Mounting Options	Hook/Chain, Surface Mount
Fixture Material	Aluminum Alloy

WARRANTY

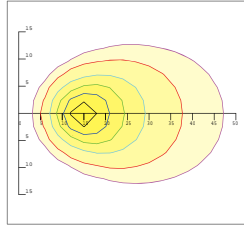
5 Years

Photometrics

45 DEGREE LENS



0.0~180.0
90.0~270.0



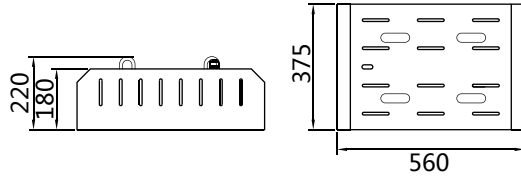
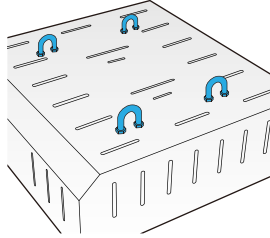
Mounting Hight 15m, 60 Tilt,
50LUX-5LUX

Illumination-45 Degree Beaming Angle		
Height	Beam Diameter	LUX
20m	φ 17m	127LUX
25m	φ 21m	85LUX
30m	φ 25m	57LUX
35m	φ 29m	42LUX
40m	φ 33m	32LUX

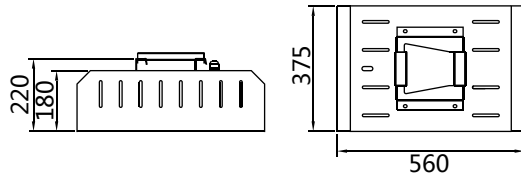
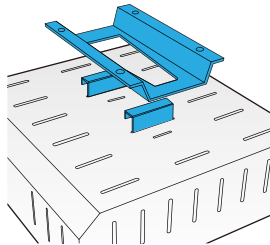
Beam Angle (50% max)	45 DEG
Field Angle (10%)	73 DEG
Luminous Flux (IES)	31,500 lm
Light Efficacy (IES)	105 lm/W
NEMA Type	5H x 5V
BUG Rating	B5-U1-G1
UGR	15
Cutoff Classification	Cutoff

Mounting Options

Hook/Chain Mount



Surface Mount



Hook Mount

