

The Exitronix Tempo Pro family of LED emergency exit luminaires provide a more complete, compact and powerful light offering with a higher performance than most currently on the market.

FEATURES

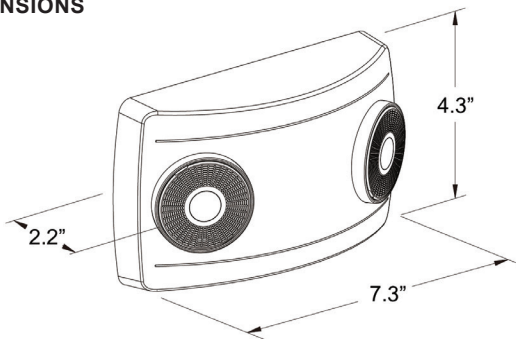
- Injection-molded UL 94 V-0 flame rated thermoplastic housing
- LED-51 standard with 1W LED lamp heads (2W total)
- LED-52 standard with 2W high-performance LED lamp heads (4W total)
- Wall or ceiling back mount
- Tool-less design allows for fast and easy installation
- Guardian (G2) option available
- Remote option provides 2W of remote capability (LED-52 only)
- UL 924/cUL certified
- 120/277VAC, 60Hz
- Standard Finish: Black and White
- Suitable for Damp Locations
- Maintenance-free NiCad battery (LED-51)
- Maintenance-free NiMH battery (LED-52)



WARRANTY

Any component that fails due to a manufacturing defect is guaranteed for five years with a separate three year pro-rated warranty on the battery. The warranty does not cover physical damage, abuse or instances of uncontrollable natural forces. Manufacturer reserves the right to charge for such repairs if deemed necessary.

DIMENSIONS



ORDERING INFORMATION Example: LED-52-WH-G2

Series	Finish	Options(Factory Installed)	Accessories ³ (Field Installed)
LED-51 = 1 Watt Lamps	BL = Black	G2 ¹ = Self-test/Self-diagnostics	IHB = I-Beam and Pole Mounting Bracket
LED-52 = 2 Watt Lamps	WH = White	R2 ² = Remote Capable (2.5 Watts)	WG-1 = Wire Guard (Back Mount)
			XG-1 = Polycarbonate Guard (Back Mount)

Notes

¹ Not available for LED-51-Black

² Not available for LED-51

³ Order as separate line item

CONSTRUCTION

Precision molded unit and lamp housings constructed of UL 94 V-0 flame-retardant, corrosion-resistant thermoplastic. Units resist denting, peeling, scratching and corrosion. Tool-less access provided for easy maintenance.

ILLUMINATION

Two fully adjustable, attractive lamp heads allow for maximum light to be delivered to the path of egress. Fixtures are supplied with high powered SMD 1W LED lamps providing 150 total lumens or 2W LED lamps providing 250 total lumens. The LEDs have an estimated life over 50,000 hours with normal use. The performance optics provide up to 40' on center spacing.

ELECTRICAL

Input

Dual-voltage input 120 or 277VAC @ 60Hz

Nickel Cadmium Battery (NiCad)

Nickel cadmium batteries are maintenance-free which offers high discharge rates and continues to perform in a vast temperature range from 0°C to 40°C (32°F to 104°F)

Nickel Metal Hydride Battery (NiMH) Standard with remote capability

Nickel metal hydride batteries are maintenance-free which performs optimally in temperatures ranging from 0°C to 40°C (32°F to 104°F)

Emergency

The LED-51 and LED-52 will operate for a minimum of 90 minutes during a loss of power with a 24 or 48 hours maximum recharge time for the battery depending on option.

Remote Capable (Option: R2 - Available with LED-52 only)

The R2 option provides an additional 2W of remote capability. For use with RL52 remote lamp.

Solid-State Transfer

The unit features a Solid-state switching transistor which eliminates damaged contacts or mechanical failures associated with relays. The switching circuit is designed to detect a loss of AC power and automatically energizes the lamps. Upon restoration of the AC voltage, the emergency lamps will switch off and the charger will automatically recharge the battery.

Test Button

Our test button is easy to locate and allows for manual verification of proper operation of the transfer circuit and emergency lamps.

INSTALLATION

A universal J-box mounting pattern is provided for wall or ceiling mounting. Optional I-beam mounting bracket is available for mounting to poles, I-beams, or strut metal framing.

Guardian Self-test/Self-diagnostics

The Guardian circuit continuously monitors the operating condition of the AC power, battery supply voltage, emergency lamp continuity and charging circuit.

The purpose of this option is to provide visual signaling in response to a fault. If a failure is detected, visual status will occur immediately via the CHARGER LED. The LED will remain in this state until the fault is corrected.

Refer to installation instructions for detail of operation.

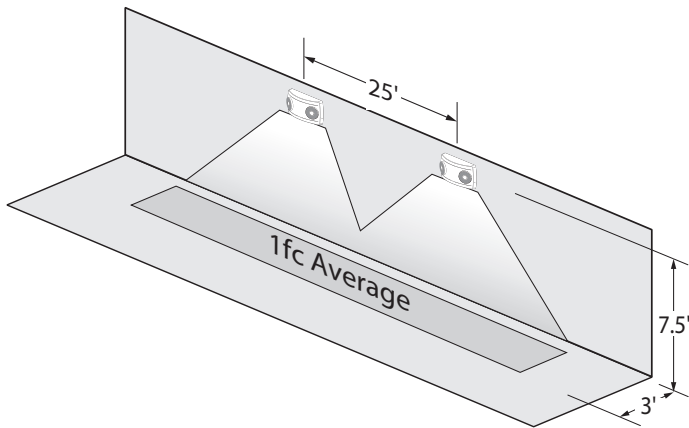
The Guardian circuit also monitors the transfer circuit as well as performing automatic code compliant testing. The Guardian circuit will perform self-tests in accordance to NPPA 101.

CONFORMANCE TO CODES & STANDARDS

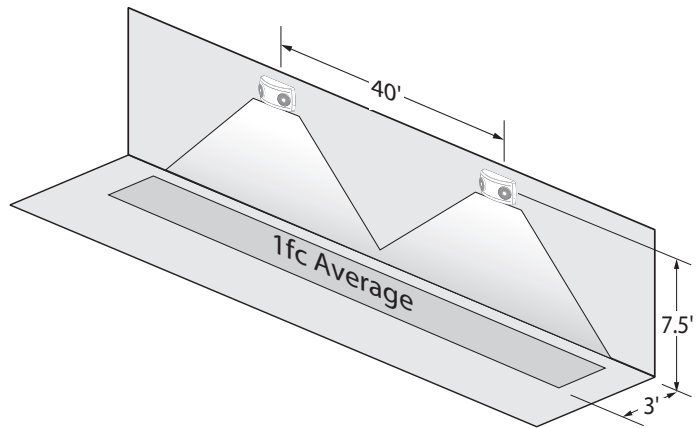
The LED-51 and LED-52 Series is UL Listed and meets or exceeds the following: UL 924, cUL, NEC requirements and NFPA 101.

SAMPLE PHOTOMETRICS

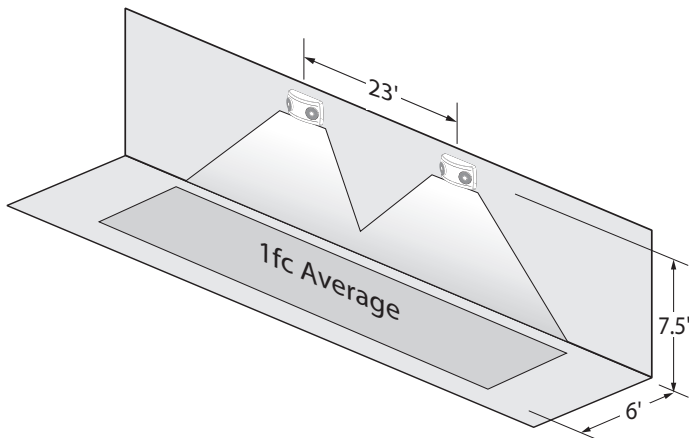
Using multiple LED-51 (2W) units mounted at a typical 7.5' height delivers 25' on center spacing with a 3' wide path of egress.



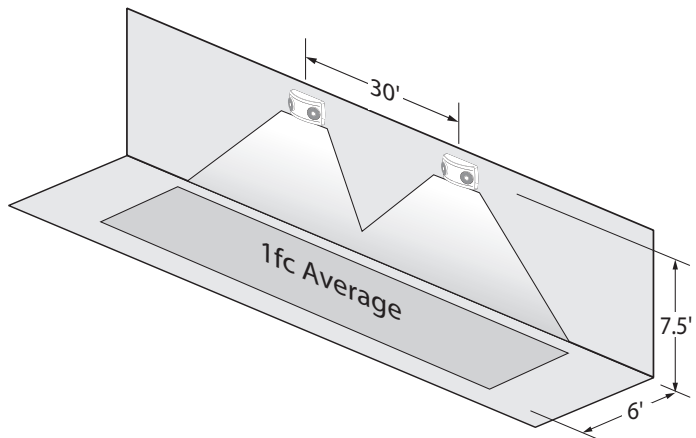
Using multiple LED-52 (4W) units mounted at a typical 7.5' height delivers 40' on center spacing with a 3' wide path of egress.



Using multiple LED-51 (2W) units mounted at a typical 7.5' height delivers 23' on center spacing with a 6' wide path of egress.



Using multiple LED-52 (4W) units mounted at a typical 7.5' height delivers 30' on center spacing with a 6' wide path of egress.



Specifications are subject to change without notice.
Installation must be performed in accordance with
Barron Lighting Group installation instructions.

10800271 Rev-10 06/18

BARRON
lighting group