

# ELITE SERIES LED Dimmable Snap-In Downlights

Ultra-thin meets ultra easy with Snap-In Downlights from TCP. You no longer need a recessed can or a junction box, snap-in downlights can be directly mounted to drywall, drop ceilings and other locations. Simply shape a hole and place the downlight inside.

## Limitless options for the following applications:

- Commercial
- Industrial
- Retail
- Hospitality
- Residential
- Healthcare

## Great features and benefits:

- Frosted glass lens
- Snap-in mounting springs, for use without junction box or recessed can
- Sturdy, steel encased, separated LED driver with watertight seal
- 75-120 watt incandescent equivalent
- Wide beam spread
- Triac dimming
- Damp location rated
- IC rated
- Life: 40,000 hours
- Square or round form factor
- Easy wiring access for quick install
- 120-volt



# ELITE Series LED Dimmable Snap-In Downlights

**LED** 40,000 hours average rated life, 120 volts

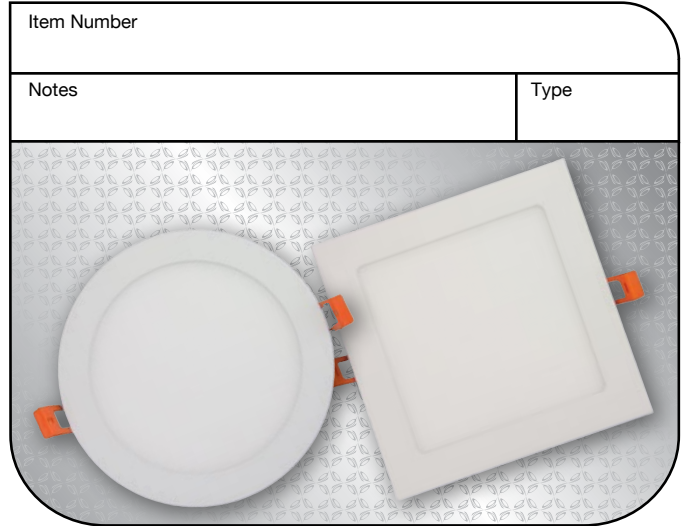
## Applications

Perfect for 4, 6 & 8 inch dimmable downlight applications




## Features and Benefits

- Ideal for replacing dimmable 75W, 90W and 120W incandescent alternatives
- Smooth, uniform dimming
- Highly efficient LEDs and Driver
- Long Life: 40,000 hours
- Snap-in mounting springs, for use without junction box or recessed can
- Square or round options available
- UL approved for damp locations
- Easy wiring access for quick install
- Shatter Resistant



## Specifications



	Round Snap-In	Square Snap-In
Input Line Voltage:	120 VAC	120 VAC
Input Power	13,14 & 18 W	13,14 & 18 W
Input Line Frequency	50/60HZ	50/60HZ
Lamp Life (Rated)	40,000 hrs	40,000 hrs
Minimum Starting Temp	-20°C	-20°C
Maximum Operating Temp	40°C	40°C



**5 YEAR WARRANTY\***  
\*Based on 12 hours usage per day



# ELITE Series LED Dimmable Snap-In Downlights

Warranties and Certifications:	Item #	Energy Star® RATED	Description	Rated Life (hours)	Replacement Wattage	Voltage	Wattage	Lumens	LPW	CCT	CRI	Beam Angle	MOL (inches)	Diameter (inches)	
  <b>5 YEAR WARRANTY*</b> <small>*Based on 12 hours usage per day</small>	<b>ROUND SNAP-IN DOWNLIGHTS</b>														
	DDR40127	★	4" 850LM round downlight - 2700K	40,000	75	120	13	850	65.4	2700K	80	110°	0.8	4.6	
	DDR40130	★	4" 850LM round downlight - 3000K	40,000	75	120	13	850	65.4	3000K	80	110°	0.8	4.6	
	DDR40140	★	4" 850LM round downlight - 4000K	40,000	75	120	13	850	65.4	4000K	80	110°	0.8	4.6	
	DDR40150	★	4" 850LM round downlight - 5000K	40,000	75	120	13	850	65.4	5000K	80	110°	0.8	4.6	
	DDR60127	★	6" 1100LM round downlight - 2700K	40,000	90	120	14	1100	78.6	2700K	80	110°	0.8	6.7	
	DDR60130	★	6" 1100LM round downlight - 3000K	40,000	90	120	14	1100	78.6	3000K	80	110°	0.8	6.7	
	DDR60140	★	6" 1100LM round downlight - 4000K	40,000	90	120	14	1100	78.6	4000K	80	110°	0.8	6.7	
	DDR60150	★	6" 1100LM round downlight - 5000K	40,000	90	120	14	1100	78.6	5000K	80	110°	0.8	6.7	
	DDR80127	★	8" 1550LM round downlight - 2700K	40,000	120	120	18	1550	86.1	2700K	80	110°	0.8	8.7	
	DDR80130	★	8" 1550LM round downlight - 3000K	40,000	120	120	18	1550	86.1	3000K	80	110°	0.8	8.7	
	DDR80140	★	8" 1550LM round downlight - 4000K	40,000	120	120	18	1550	86.1	4000K	80	110°	0.8	8.7	
	DDR80150	★	8" 1550LM round downlight - 5000K	40,000	120	120	18	1550	86.1	5000K	80	110°	0.8	8.7	
	<b>SQUARE SNAP-IN DOWNLIGHTS</b>														
	DDR40227	★	4" 750LM square downlight - 2700K	40,000	75	120	13	750	57.7	2700K	80	110°	0.8	4.6	
	DDR40230	★	4" 750LM square downlight - 3000K	40,000	75	120	13	750	57.7	3000K	80	110°	0.8	4.6	
	DDR40240	★	4" 750LM square downlight - 4000K	40,000	75	120	13	750	57.7	4000K	80	110°	0.8	4.6	
	DDR40250	★	4" 750LM square downlight - 5000K	40,000	75	120	13	750	57.7	5000K	80	110°	0.8	4.6	
	DDR60227	★	6" 1000LM square downlight - 2700K	40,000	90	120	14	1000	71.4	2700K	80	110°	0.8	6.6	
	DDR60230	★	6" 1000LM square downlight - 3000K	40,000	90	120	14	1000	71.4	3000K	80	110°	0.8	6.6	
	DDR60240	★	6" 1000LM square downlight - 4000K	40,000	90	120	14	1000	71.4	4000K	80	110°	0.8	6.6	
	DDR60150	★	6" 1000LM square downlight - 5000K	40,000	90	120	14	1000	71.4	5000K	80	110°	0.8	6.6	
	DDR80227	★	8" 1400LM square downlight - 2700K	40,000	120	120	18	1400	77.8	2700K	80	110°	0.8	8.7	
	DDR80230	★	8" 1400LM square downlight - 3000K	40,000	120	120	18	1400	77.8	3000K	80	110°	0.8	8.7	
	DDR80240	★	8" 1400LM square downlight - 4000K	40,000	120	120	18	1400	77.8	4000K	80	110°	0.8	8.7	
DDR80250	★	8" 1400LM square downlight - 5000K	40,000	120	120	18	1400	77.8	5000K	80	110°	0.8	8.7		