



SORAA BRILLIANT HL™

The Soraa Brilliant HL single-source COB lamp combines Soraa's world-class optics design and driver technology with a photopically efficacious LED

SORAA POINT SOURCE OPTICS™

With a point source and sophisticated folded optics, Soraa creates very controlled beam angles from 9 to 60 degrees, even in challenging form factors resulting in smooth uniform beams and crisp shadows

FLICKER

Soraa lamps demonstrate low levels of flicker in both dimmed and undimmed states

ENERGY EFFICIENCY AND LONG LIFE

85% more energy efficient than standard halogen lamps

Typical payback of one year or less

Rated lifetime to L70: 35,000hrs

Warranty: 3yrs or 25,000hrs whichever comes first

Warranty information: soraa.com/resources/legal

CERTIFICATIONS

Title 20 certification pending, RoHS, CE, UL/CUL, FCC Title 47 Part 15B



RoHS



PAR30L 14W

Output Range	1190 - 1230 lumen
Beam Angle Range	9°, 25°, 36°, 60°
Color Metrics	CCT: 2700K, 3000K Color Rendering CIE Metrics: CRI 92, R9 50
Application	Halogen replacement for indoor and outdoor applications



pending



flicker free



dimmable



damp
rated

snap
compatible

HIGHLY COMPATIBLE

Thermally and geometrically compatible with standard fixtures and suitable for damp locations

Suitable for fully enclosed fixtures. Can be used with front glass cover

Works with trailing edge and leading edge phase cut dimmers (see www.soraa.com/resources)

INTENDED USE AND APPLICATIONS

Intended for use in PAR30L compatible recessed downlights, track lighting and other indoor and outdoor applications

Soraa lamps are designed to safely turn down in any thermal environment not conducive to minimum airflow or proper ventilation

GENERAL SPECIFICATIONS

Form Factor

Width: 96mm (3.78")

Height: 113mm (4.45")

Weight: 295g

Operating Temperature

Minimum: -40°C (ambient)

Typical: 60°C - 70°C (base)

Maximum: 80°C (base)

Electrical

Wattage: 14 W

Power factor: 0.97

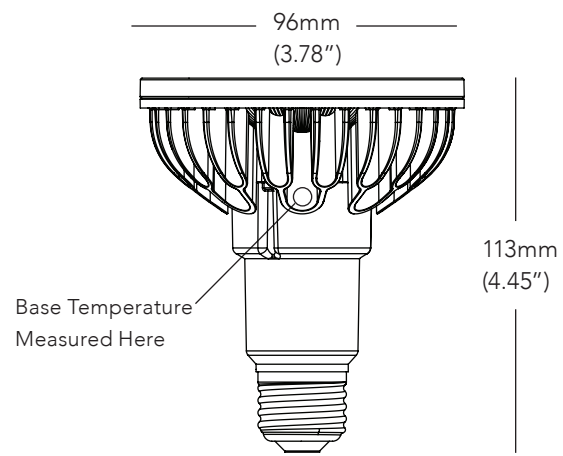
Voltage: 120V +/- 12V

Frequency: 50/60Hz

Dimming

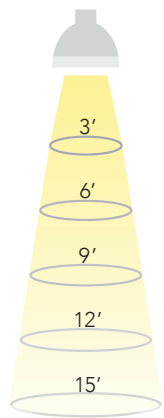
Dimmable to <10%

DIMENSIONS



9 DEGREE BEAM

Beam Dia at 50% CBCP (ft)	Field Dia at 10% CBCP (ft)	Foot-candles (% of CBCP)
0.5	0.8	8.6%
0.9	1.7	2.5%
1.4	2.5	1.2%
1.9	3.4	0.7%
2.4	4.2	0.4%

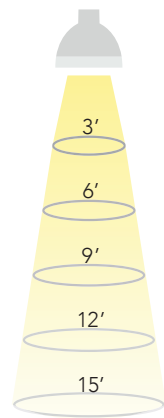


25 DEGREE BEAM

Beam Dia at 50% CBCP (ft)	Field Dia at 10% CBCP (ft)	Foot-candles (% of CBCP)
1.3	2.2	8.6%
2.7	4.4	2.5%
4.0	6.6	1.2%
5.3	8.7	0.7%
6.7	10.9	0.4%

36 DEGREE BEAM

Beam Dia at 50% CBCP (ft)	Field Dia at 10% CBCP (ft)	Foot-candles (% of CBCP)
1.9	3.5	8.6%
3.9	6.9	2.5%
5.8	10.4	1.2%
7.8	13.9	0.7%
9.7	17.3	0.4%



60 DEGREE BEAM

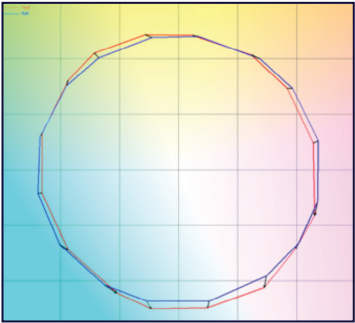
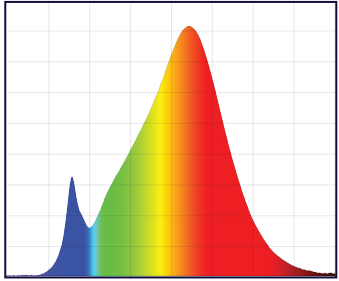
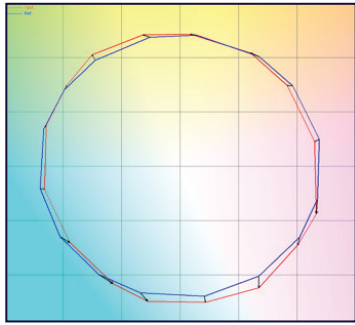
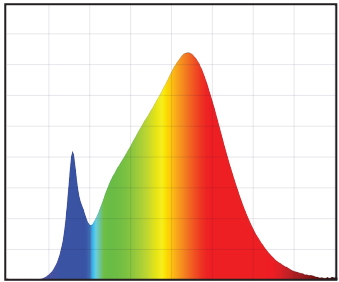
Beam Dia at 50% CBCP (ft)	Field Dia at 10% CBCP (ft)	Foot-candles (% of CBCP)
3.5	6.0	8.6%
6.9	12.0	2.5%
10.4	18.0	1.2%
13.9	24.0	0.7%
17.3	30.0	0.4%

Note: Footcandles may be calculated by multiplying the CBCP of the desired model number by the percentage in the tables above

SPECIFICATIONS BY MODEL NUMBER* SORAA LED PAR30L 14W

Model #	Product Code	CCT (K)	Beam Angle	Field Angle	CBCP (Cd)	Halogen Equiv	Total Flux (Lm)	Efficacy (Lm/W)	CRI	McA	Title 20
BRILLIANT HL SERIES											
SP30L-14-9D-827-H1	08809	2700	9	16	22015	120	1190	87	92	3	pending
SP30L-14-25D-827-H1	08813	2700	25	40	6425	120	1190	87	92	3	pending
SP30L-14-36D-827-H1	08817	2700	36	60	2975	120	1190	87	92	3	pending
SP30L-14-60D-827-H1	08821	2700	60	90	1310	120	1190	87	92	3	pending
SP30L-14-9D-830-H1	08811	3000	9	16	22755	120	1230	90	92	3	pending
SP30L-14-25D-830-H1	08815	3000	25	40	6640	120	1230	90	92	3	pending
SP30L-14-36D-830-H1	08819	3000	36	60	3075	120	1230	90	92	3	pending
SP30L-14-60D-830-H1	08823	3000	60	90	1350	120	1230	90	92	3	pending

CCT: Correlated Color Temperature **McA**: White Point Accuracy in McA step **SNAP**: SORAA SNAP System Compatible
*Specifications are at stable warm operating conditions (25°C ambient)

SERIES/CCT	COLOR ACCURACY	SPECTRAL POWER DISTRIBUTION
BRILLIANT HL 2700K	 <p>Rf: 90, Rg: 98, Rfh1: 85</p>	 <p>380 780 Wavelength (nm)</p> <p>CRI: 92, R9: 50</p>
BRILLIANT HL 3000K	 <p>Rf: 90, Rg: 98, Rfh1: 85</p>	 <p>380 780 Wavelength (nm)</p> <p>CRI: 92, R9: 50</p>

Rf: TM-30 metric measuring color fidelity (whether colors are similar to those under natural light). Rf is a more accurate version of the CRI Ra. Rf is 100 for natural light.
Rg: TM-30 metric measuring color gamut (whether colors are more saturated than under natural light). Rg is 100 for natural light.
Rfh1: TM-30 metric measuring color fidelity for red tones. Rfh1 is a more accurate version of the CRI R9. Rfh1 is 100 for natural light.