



60W
REPLACEMENT

- 90+**
CRI
- 7W**
Watts
- E26**
- 120V**
Voltage
- DAMP LOCATION**
- Dimmable**

High quality of light and color rendering (90+ CRI, 50+ R9),
with low flicker, flicker <30%,
Smooth dimming. Dimming lower than 10%.

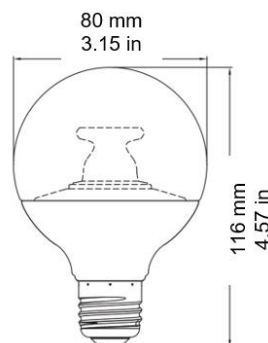


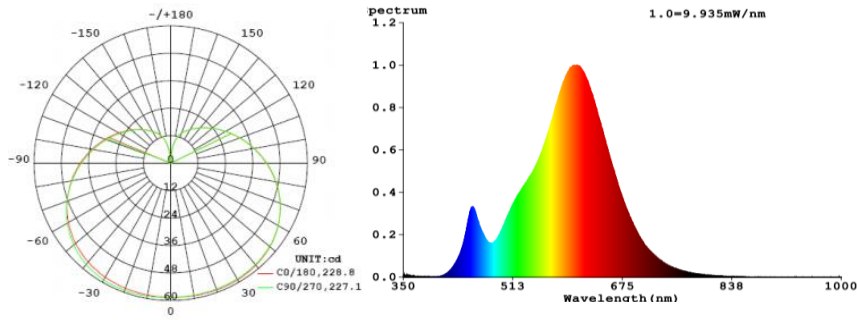
ELECTRICAL SPECIFICATIONS

MODEL NO.	LUMEN	POWER	CCT	BEAM	CRI	PF	CBCP
SE-350.037	500LM	7W	2700K	260°	>90	>0.9	-
SE-350.038	500LM	7W	3000K	260°	>90	>0.9	-

MECHANICAL SPECIFICATIONS

MODEL NO.	MEASURES	WEIGHT	OPERATIONAL TEMPERATURE	INNER BOX QTY	MASTER CARTON QTY
SE-350.037	3.15in X 4.57in	3.81oz	-20°C - 40°C	12pcs	48pcs
SE-350.038	3.15in X 4.57in	3.81oz	-20°C - 40°C	12pcs	48pcs





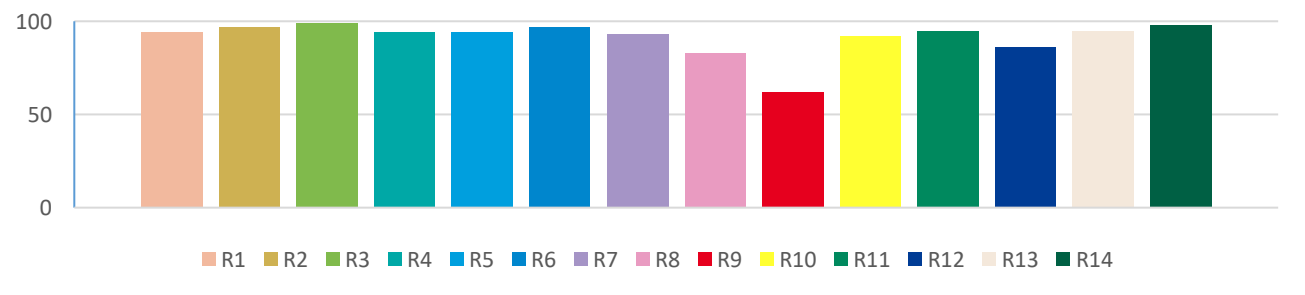
RA – CHART: >90

RA refers to the average value of R1 to R8.

R9 is the score that represents how accurately a light source will reproduce strong red colors. "Accurate" is defined as similarity to daylight or incandescent bulbs, depending on the color temperature.

R VALUES

R1=94	R2=97	R3=99	R4=94	R5=94	R6=97	R7=93
R8=83	R9=62	R10=92	R11=95	R12=86	R13=95	R14=98



TM30 GRAPHIC

TM-30 deals with the color rendition of object.

Rf- a fidelity index that is similar to the commonly used CRI

Rg- a gamut index that provides information about saturation

Color vector graphic- a graphical representation of hue and saturation relative to a reference source.

