

| | |
|---------------|-------|
| Project Name: | Type: |
| Part Number: | Date: |



GREENCREATIVE

Value Select A Lamp Family

FEATURES

- Suitable to replace 40W, 60W, 75W, 100W Incandescent
- Comfortable diffused light
- Smooth dimming with existing dimmers*
- Suitable for use in damp locations
- Operating temperature: -4°F / -20°C to +95°F / +35°C
- Rated Lifetime (L70): 25,000hrs
- 3 year limited warranty



SPECIFICATIONS

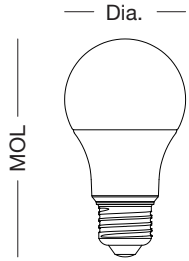
| Product | Model | Equiv. | Wattage (W) | CCT | Lumens | Efficacy (LPW) | Input Voltage | Beam Angle | CRI | Dim.* | Power Factor | Base | Fixture Rating | Lifetime (L70) (hrs) | Cert. |
|---------|--------------------|--------------------|--------------|-------|---------------------|-------------------|---------------|------------|-----|-------|--------------|------|----------------|----------------------|-------|
| 97985 | 6A19DIM/827/R | 40W | 6 | 2700K | 480 | 80 | 120V | 220° | 82 | Yes | 0.9 | E26 | Non-Enclosed | 25,000 | ES |
| 97986 | 6A19DIM/830/R | 40W | 6 | 3000K | 480 | 80 | 120V | 220° | 82 | Yes | 0.9 | E26 | Non-Enclosed | 25,000 | ES |
| 98011 | 8A19DIM/827/R | 60W | 8 | 2700K | 800 | 100 | 120V | 220° | 82 | Yes | 0.9 | E26 | Non-Enclosed | 25,000 | ES |
| 98012 | 8A19DIM/830/R | 60W | 8 | 3000K | 800 | 100 | 120V | 220° | 82 | Yes | 0.9 | E26 | Non-Enclosed | 25,000 | ES |
| 98013 | 8A19DIM/840/R | 60W | 8 | 4000K | 800 | 100 | 120V | 220° | 82 | Yes | 0.9 | E26 | Non-Enclosed | 25,000 | ES |
| 97908 | 9A19DIM/827/GU24/R | 60W | 9 | 2700K | 800 | 89 | 120V | 240° | 82 | Yes | 0.9 | GU24 | Enclosed | 25,000 | ES |
| 97909 | 9A19DIM/830/GU24/R | 60W | 9 | 3000K | 820 | 91 | 120V | 240° | 82 | Yes | 0.9 | GU24 | Enclosed | 25,000 | ES |
| 97910 | 9A19DIM/840/GU24/R | 60W | 9 | 4000K | 860 | 96 | 120V | 240° | 82 | Yes | 0.9 | GU24 | Enclosed | 25,000 | ES |
| 98138 | 11A19DIM/827 | 75W | 11 | 2700K | 1100 | 100 | 120V | 240° | 82 | Yes | 0.9 | E26 | Enclosed | 25,000 | ES |
| 98139 | 11A19DIM/830 | 75W | 11 | 3000K | 1150 | 105 | 120V | 240° | 82 | Yes | 0.9 | E26 | Enclosed | 25,000 | ES |
| 98140 | 11A19DIM/840 | 75W | 11 | 4000K | 1200 | 109 | 120V | 240° | 82 | Yes | 0.9 | E26 | Enclosed | 25,000 | ES |
| 98144 | 15A21DIM/827 | 100W | 15 | 2700K | 1600 | 107 | 120V | 240° | 82 | Yes | 0.9 | E26 | Enclosed | 25,000 | ES |
| 98145 | 15A21DIM/830 | 100W | 15 | 3000K | 1650 | 110 | 120V | 240° | 82 | Yes | 0.9 | E26 | Enclosed | 25,000 | ES |
| 98146 | 15A21DIM/840 | 100W | 15 | 4000K | 1700 | 113 | 120V | 240° | 82 | Yes | 0.9 | E26 | Enclosed | 25,000 | ES |
| 98150 | 15A21DIM/827/GU24 | 100W | 15 | 2700K | 1600 | 107 | 120V | 240° | 82 | Yes | 0.9 | GU24 | Enclosed | 25,000 | ES |
| 98083 | 14A19/827/3WAY | 40W 60W 100W | 4 8 14 | 2700K | 500 1000 1500 | 125 125 107 | 120V | 230° | 82 | No | 0.9 | E26d | Non-Enclosed | 15,000 | ES |

* This lamp might not be compatible with all dimmers.

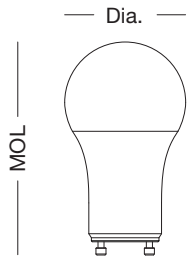


Value Select A Lamp Family

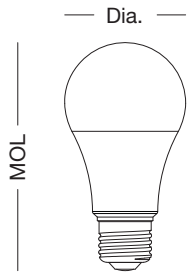
DIMENSIONS & WEIGHT



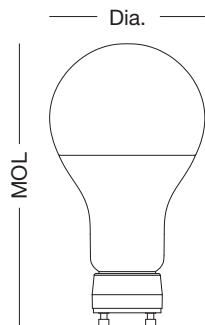
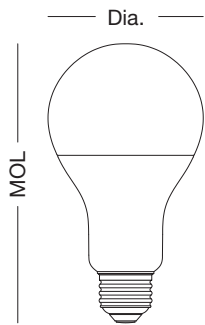
| Model | Base | MOL | Dia. | Weight |
|---------------|------|-------|-------|--------|
| 6A19DIM/827/R | E26 | 4.21" | 2.36" | 0.07lb |
| 6A19DIM/830/R | E26 | 4.21" | 2.36" | 0.07lb |
| 8A19DIM/827/R | E26 | 4.21" | 2.36" | 0.08lb |
| 8A19DIM/830/R | E26 | 4.21" | 2.36" | 0.08lb |
| 8A19DIM/840/R | E26 | 4.21" | 2.36" | 0.08lb |



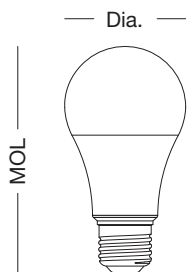
| Model | Base | MOL | Dia. | Weight |
|--------------------|------|-------|-------|--------|
| 9A19DIM/827/GU24/R | GU24 | 4.17" | 2.36" | 0.11lb |
| 9A19DIM/830/GU24/R | GU24 | 4.17" | 2.36" | 0.11lb |
| 9A19DIM/840/GU24/R | GU24 | 4.17" | 2.36" | 0.11lb |



| Model | Base | MOL | Dia. | Weight |
|---------------------|------------|--------------|--------------|---------------|
| 11A19DIM/827 | E26 | 4.43" | 2.36" | 0.13lb |
| 11A19DIM/830 | E26 | 4.43" | 2.36" | 0.13lb |
| 11A19DIM/840 | E26 | 4.43" | 2.36" | 0.13lb |



| Model | Base | MOL | Dia. | Weight |
|----------------|------|-------|-------|--------|
| 15A21DIM/827 | E26 | 5.43" | 3.03" | 0.23lb |
| 15A21DIM/830 | E26 | 5.43" | 3.03" | 0.23lb |
| 15A21DIM/840 | E26 | 5.43" | 3.03" | 0.23lb |
| 15A21/827/GU24 | GU24 | 5.51" | 3.03" | 0.26lb |



| Model | Base | MOL | Dia. | Weight |
|----------------|------|-------|-------|--------|
| 14A19/827/3WAY | E26d | 4.65" | 2.36" | 0.25lb |