



SORAA BRILLIANT HL™

The Soraa Brilliant HL single-source COB lamp combines Soraa's world-class optics design and driver technology with a photopically efficacious LED

SORAA POINT SOURCE OPTICS™

With a point source and sophisticated folded optics, Soraa creates very controlled beam angles from 9 to 60 degrees, even in challenging form factors resulting in smooth uniform beams and crisp shadows

FLICKER

Soraa lamps demonstrate low levels of flicker in both dimmed and undimmed states

ENERGY EFFICIENCY AND LONG LIFE

85% more energy efficient than standard halogen lamps
 Typical payback of one year or less
 Rated lifetime to L70: 35,000hrs
 Warranty: 3yrs or 25,000hrs whichever comes first

CERTIFICATIONS

Title 20 certification pending, RoHS, CE, UL/CUL, FCC Title 47 Part 15B



RoHS



Output Range	1190 - 1230 lumen
Beam Angle Range	9°, 25°, 36°, 60°
Color Metrics	CCT: 2700K, 3000K Color Rendering CIE Metrics: CRI 92, R9 50
Application	Halogen replacement for indoor and outdoor



HIGHLY COMPATIBLE

Thermally and geometrically compatible with standard fixtures and suitable for damp locations
 Suitable for fully enclosed fixtures. Can be used with front glass cover
 Works with trailing edge and leading edge phase cut dimmers

INTENDED USE AND APPLICATIONS

Intended for use in PAR30S compatible recessed downlights, track lighting and other indoor and outdoor applications
 Soraa lamps are designed to safely turn down in any thermal environment not conducive to minimum airflow or proper ventilation

GENERAL SPECIFICATIONS

Form Factor

Width: 96mm (3.78")
 Height: 82mm (3.23")
 Weight: 269g

Operating Temperature

Minimum: -40°C (ambient)
 Typical: 60°C - 70°C (base)
 Maximum: 80°C (base)

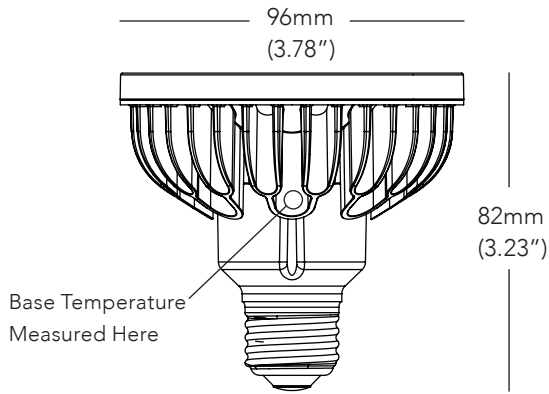
Electrical

Wattage: 14W
 Power factor: 0.97
 Voltage: 120V +/- 12V
 Frequency: 50/60Hz

Dimming

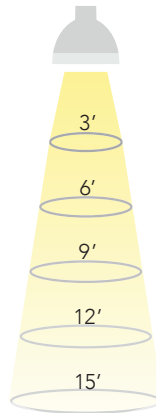
Dimmable to <20%

DIMENSIONS



9 DEGREE BEAM

Beam Dia at 50% CBCP (ft)	Field Dia at 10% CBCP (ft)	Foot-candles (% of CBCP)
0.5	0.8	8.6%
0.9	1.7	2.5%
1.4	2.5	1.2%
1.9	3.4	0.7%
2.4	4.2	0.4%

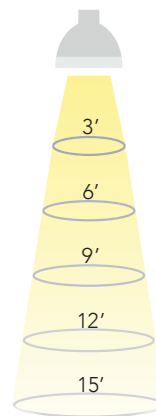


25 DEGREE BEAM

Beam Dia at 50% CBCP (ft)	Field Dia at 10% CBCP (ft)	Foot-candles (% of CBCP)
1.3	2.2	8.6%
2.7	4.4	2.5%
4.0	6.6	1.2%
5.3	8.7	0.7%
6.7	10.9	0.4%

36 DEGREE BEAM

Beam Dia at 50% CBCP (ft)	Field Dia at 10% CBCP (ft)	Foot-candles (% of CBCP)
1.9	3.5	8.6%
3.9	6.9	2.5%
5.8	10.4	1.2%
7.8	13.9	0.7%
9.7	17.3	0.4%



60 DEGREE BEAM

Beam Dia at 50% CBCP (ft)	Field Dia at 10% CBCP (ft)	Foot-candles (% of CBCP)
3.5	6.0	8.6%
6.9	12.0	2.5%
10.4	18.0	1.2%
13.9	24.0	0.7%
17.3	30.0	0.4%

Note: Footcandles may be calculated by multiplying the CBCP of the desired model number by the percentage in the tables above

Model #	Product Code	CCT (K)	Beam Angle	Field Angle	CBCP (Cd)	Halogen Equiv	Total Flux (Lm)	Efficacy (Lm/W)	CRI	McA	Title 20
BRILLIANT HL SERIES											
SP30S-14-9D-827-H1	08825	2700	9	16	22015	100	1190	87	92	3	pending
SP30S-14-25D-827-H1	08829	2700	25	40	6425	100	1190	87	92	3	pending
SP30S-14-36D-827-H1	08833	2700	36	60	2975	100	1190	87	92	3	pending
SP30S-14-60D-827-H1	08837	2700	60	90	1310	100	1190	87	92	3	pending
SP30S-14-9D-830-H1	08827	3000	9	16	22755	100	1230	90	92	3	pending
SP30S-14-25D-830-H1	08831	3000	25	40	6640	100	1230	90	92	3	pending
SP30S-14-36D-830-H1	08835	3000	36	60	3075	100	1230	90	92	3	pending
SP30S-14-60D-830-H1	08839	3000	60	90	1350	100	1230	90	92	3	pending

CCT: Correlated Color Temperature **McA**: White Point Accuracy in McA step **SNAP**: SORAA SNAP System Compatible

*Specifications are at stable warm operating conditions (25°C ambient)

