



# Recommended Dimmers for Cree® A19 (40/60W), BR30 (65W) and PAR30 LED bulbs.



## LED LIGHTING

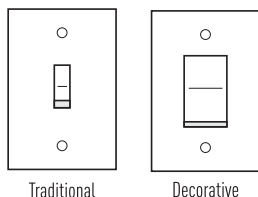
Cree LED bulbs are designed to be dimmed with standard incandescent type dimmers and are compatible with most Electric Low Voltage (ELV) dimmers. This list was generated from lab testing of samples and your results may vary.\*

### Works Best With

No flickering or shimmer observed and smooth dimming across range. No audible noise.

Manufacturer	Series	Part Number	Wall Plate Style	Load Type	Phase Cut Edge	Rating (W)	Bulbs Per Dimmer	
							min	max
Ace	-	3247939	Traditional	Incandescent	Leading	600	1	7
Legrand	WideSlide	90680	Decorative	Incandescent	Leading	600	1	7
Leviton	Decora	DSL-06	Decorative	LED/CFL/INC	Leading	600	1	11
Leviton	Illumatech	IPE04	Decorative	ELV	Trailing	300	1	11
Leviton	Illumatech	IPL06	Decorative	Incandescent	Leading	600	1	6
Leviton	Renu	REL-06	Decorative	LED/CFL/INC	Leading	600	1	11
Leviton	Sureslide	6615	Decorative	ELV	Trailing	300	1	11
Leviton	SureSlide	6674	Decorative	LED/CFL/INC	Leading	600	1	6
Lutron	Caseta Wireless	PD-6WCL	Decorative	CFL/LED	Leading	600	1	7
Lutron	Diva	DV-600P	Decorative	Incandescent	Leading	600	1	6
Lutron	Diva	DVCL-153P	Decorative	CFL/LED	Leading	600	1	7
Lutron	Diva	DVELV-300P	Decorative	ELV	Trailing	300	1	11
Lutron	Faedra	FAELV-500	Traditional	ELV	Trailing	500	1	11
Lutron	Masestro	MACL-153	Decorative	CFL/LED	Leading	600	1	6
Lutron	RadioRA 2	RRD-6NA	Decorative	ELV	Trailing	600	1	8
Lutron	RadioRA 2	RRD-6ND	Decorative	Incandescent	Leading	600	1	8
Lutron	Skylark	CTCL-153	Decorative	LED/CFL/INC	Leading	600	1	11
Lutron	Skylark	SELV-300P	Decorative	ELV	Trailing	300	1	11
Lutron	Toggler	TG-600PH	Traditional	Incandescent	Leading	600	1	6

### Wall Plate Style



### Works With

May produce some flicker or shimmer. Minimum adjustment to dimming level may be required. No audible noise.

Manufacturer	Series	Part Number	Wall Plate Style	Load Type	Phase Cut Edge	Rating (W)	Bulbs Per Dimmer	
							min	max
Leviton	Trimatron	6602	Traditional	Incandescent	Leading	600	1	6
Leviton	Trimatron	6681	Traditional	Incandescent	Leading	600	1	6
Leviton	Trimatron	6683	Traditional	Incandescent	Leading	600	1	5
Lutron	Diva	DVCL-153	Decorative	Inc/CFL/LED	Leading	600	1	11

### Compatible Part Numbers



#### A19 40W-60W

- A19-40W-27K-U1
- A19-40W-50K-U1
- A19-60W-27K-U1
- A19-60W-50K-U1



#### BR30 65W

- BR30-65W-27K-U1
- BR30-65W-50K-U1



#### PAR30

- PAR30L-75W-30K-25D-U1
- PAR30L-75W-30K-40D-U1
- PAR30S-75W-30K-40D-U1

\*The presence of a dimmer on this chart is not a guarantee or warranty of the compatibility of the LED bulb in any particular installation. Absence of a dimmer from this chart does not imply incompatibility.

Please reference the dimmer manufacturer's instructions for installation and further information.



# Recommended Dimmers for Cree® A19 (75W) and A21 (100W) LED bulbs.



## LED LIGHTING

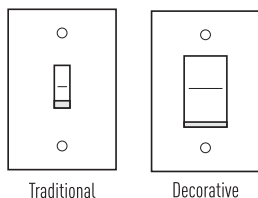
Cree LED bulbs are designed to be dimmed with standard incandescent type dimmers and are compatible with most Electric Low Voltage (ELV) dimmers. This list was generated from lab testing of samples and your results may vary.\*

### Works Best With

No flickering or shimmer observed and smooth dimming across range. No audible noise.

Manufacturer	Series	Part Number	Wall Plate Style	Load Type	Phase Cut Edge	Rating (W)	Bulbs Per Dimmer	
							min	max
Leviton	Illumatech	IPE041	Decorative	ELV	Trailing	300	1	7
Leviton	Illumatech	IPL06	Decorative	Incandescent	Leading	600	1	5
Leviton	Sureslide	6615	Decorative	ELV	Trailing	300	1	7
Leviton	Sureslide	6673	Decorative	CFL/LED	Leading	300	1	8
Lutron	Caseta Wireless	PD-6WCL	Decorative	CFL/LED	Leading	600	1	8
Lutron	Diva	DV-600P	Decorative	Incandescent	Leading	600	1	8
Lutron	Diva	DVCL-153P	Decorative	CFL/LED	Leading	600	1	8
Lutron	Diva	DVELV-303P2	Decorative	ELV	Trailing	300	1	7
Lutron	Faedra	FAELV-500	Traditional	ELV	Trailing	500	1	9
Lutron	Maestro	MACL-153	Decorative	CFL/LED	Leading	600	1	8
Lutron	RadioRA 2 Maestro	RRD-6CL	Decorative	LED/CFL/INC	Leading	600	1	8
Lutron	Skylark	SELV-300P	Decorative	ELV	Trailing	300	1	7

### Wall Plate Style



### Works With

May produce some flicker or shimmer. Minimum adjustment to dimming level may be required. No audible noise.

Manufacturer	Series	Part Number	Wall Plate Style	Load Type	Phase Cut Edge	Rating (W)	Bulbs Per Dimmer	
							min	max
Leviton	Trimatron	6602	Traditional	Incandescent	Leading	600	1	8
Leviton	Trimatron	6681	Traditional	Incandescent	Leading	600	1	8
Leviton	Trimatron	6683	Traditional	Incandescent	Leading	600	1	8
Leviton	Sureslide	6674	Decorative	LED/CFL/INC	Leading	600	1	8
Lutron	Skylark	CTCL-153	Decorative	LED/CFL/INC	Leading	600	1	8

### Compatible Part Numbers



**A19-75W**

A19-75W-27K-U1  
A19-75W-50K-U1



**A21-100W**

A21-100W-27K-U1  
A21-100W-50K-U1

\*The presence of a dimmer on this chart is not a guarantee or warranty of the compatibility of the LED bulb in any particular installation. Absence of a dimmer from this chart does not imply incompatibility.

Please reference the dimmer manufacturer's instructions for installation and further information.

# Recommended Dimmers for Cree® BR40 and Recessed Downlights, 6" (65W) & 4" (55W)



## LED LIGHTING

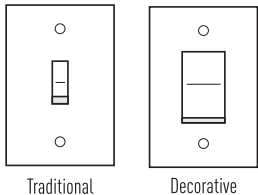
Cree LED bulbs are designed to be dimmed with standard incandescent type dimmers and are compatible with most Electric Low Voltage (ELV) dimmers. This list was generated from lab testing of samples and your results may vary.\*

### Works Best With

No flickering or shimmer observed and smooth dimming across range. No audible noise.

Manufacturer	Series	Part Number	Wall Plate Style	Load Type	Phase Cut Edge	Rating (W)	Bulbs Per Dimmer	
							min	max
Ace	-	3247939	Traditional	Incandescent	Leading	600	1	7
Leviton	Decora	DSL-06	Decorative	LED/CFL/INC	Leading	600	1	11
Leviton	Illumatech	IPE04	Decorative	ELV	Trailing	300	1	11
Leviton	Illumatech	IPL06	Decorative	Incandescent	Leading	600	1	6
Leviton	Renu	REL-06	Decorative	LED/CFL/INC	Leading	600	1	11
Leviton	Sureslide	6615	Decorative	ELV	Trailing	300	1	11
Leviton	SureSlide	6674	Decorative	LED/CFL/INC	Leading	600	1	6
Lutron	Caseta Wireless	PD-6WCL	Decorative	CFL/LED	Leading	600	1	7
Lutron	Diva	DV-600P	Decorative	Incandescent	Leading	600	1	6
Lutron	Diva	DVCL-153P	Decorative	CFL/LED	Leading	600	1	7
Lutron	Diva	DVELV-300P	Decorative	ELV	Trailing	300	1	11
Lutron	Faedra	FAELV-500	Traditional	ELV	Trailing	500	1	11
Lutron	Masestro	MACL-153	Decorative	CFL/LED	Leading	600	1	6
Lutron	RadioRA 2	RRD-6NA	Decorative	ELV	Trailing	600	1	8
Lutron	RadioRA 2	RRD-6ND	Decorative	Incandescent	Leading	600	1	8
Lutron	Skylark	CTCL-153	Decorative	LED/CFL/INC	Leading	600	1	11
Lutron	Skylark	SELV-300P	Decorative	ELV	Trailing	300	1	11
Lutron	Toggler	TG-600PH	Traditional	Incandescent	Leading	600	1	6
WideSlide	WideSlide	90680	Traditional	Incandescent	Leading	600	1	7

### Wall Plate Style



### Works With

May produce some flicker or shimmer. Minimum adjustment to dimming level may be required. No audible noise.

Manufacturer	Series	Part Number	Wall Plate Style	Load Type	Phase Cut Edge	Rating (W)	Bulbs Per Dimmer	
							min	max
Leviton	Trimatron	6602	Traditional	Incandescent	Leading	600	1	6
Leviton	Trimatron	6681	Traditional	Incandescent	Leading	600	1	6
Leviton	Trimatron	6683	Traditional	Incandescent	Leading	600	1	5
Lutron	Diva	DVCL-153	Decorative	Inc/CFL/LED	Leading	600	1	11

### Compatible Part Numbers



BR40-85W-27K-U1  
BR40-85W-50K-U1



### Recessed Downlights 6"

DR6-650L-27K-B1  
DR6-650L-50K-B1



### Recessed Downlights 4"

DR4-575L-27K-B1  
DR4-575L-50K-B1

\*The presence of a dimmer on this chart is not a guarantee or warranty of the compatibility of the LED bulb in any particular installation. Absence of a dimmer from this chart does not imply incompatibility.

Please reference the dimmer manufacturer's instructions for installation and further information.

## Recommended Dimmers for Cree® 25W and 40W Candelabra LED bulbs with Candlelight Dimming

Cree LED bulbs are designed to be dimmed with standard incandescent type dimmers and are compatible with most Electric Low Voltage (ELV) dimmers. This list was generated from lab testing of samples and your results may vary.\*

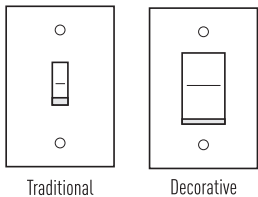


### Works Best With

No flickering or shimmer observed and smooth dimming across range. No audible noise.

Manufacturer	Series	Part Number	Wall Plate Style	Load Type	Phase Cut Edge	Rating (W)	Bulbs Per Dimmer	
							min	max
Ace	-	32109	Traditional	Incandescent	Leading	600	1	25
Leviton	Illumatech	IPL06	Decorative	Incandescent	Leading	600	1	18
Leviton	SureSlide	6674	Decorative	LED/CFL/INC	Leading	600	1	18
Leviton	Trimatron	6602	Traditional	Incandescent	Leading	600	1	17
Leviton	Trimatron	6641	Traditional	Incandescent	Leading	600	1	18
Leviton	Trimatron	6683	Traditional	Incandescent	Leading	600	1	18
Lutron	Diva	DV-10P	Decorative	Incandescent	Leading	1000	1	35
Lutron	Diva	DVCL-153	Decorative	CFL/LED/INC	Leading	600	1	21
Lutron	Diva	DVELV-303P	Decorative	ELV	Trailing	300	1	33
Lutron	Lumea	LGCL-153	Decorative	CFL/LED	Leading	600	1	21
Lutron	Masestro	MACL-153	Decorative	CFL/LED	Leading	600	1	21
Lutron	Skylark	S-10P	Decorative	Incandescent	Leading	1000	1	37
Lutron	Skylark	S-600H	Decorative	Incandescent	Leading	600	1	21
Lutron	Skylark	SELV-300P	Decorative	ELV	Trailing	300	1	33
Lutron	Skylark Contour	CT-600P	Decorative	Incandescent	Leading	600	1	21

### Wall Plate Style



### Works With

May produce some flicker or shimmer. Minimum adjustment to dimming level may be required. No audible noise.

Manufacturer	Series	Part Number	Wall Plate Style	Load Type	Phase Cut Edge	Rating (W)	Bulbs Per Dimmer	
							min	max
Cooper	ASPIRE	ASP-9530WS	Decorative	Incandescent	Leading	600	1	21
Legrand	Miro	MCD267	Decorative	ELV	Trailing	600	1	21
Leviton	Decora	DSL-06	Decorative	LED/CFL/INC	Leading	600	1	25
Lightolier	Multiset Pro	MSP600VA	Decorative	LED/INC	Leading	600	1	21
Lutron	Faetra	FAELV-500	Traditional	ELV	Trailing	500	1	33

### Compatible Part Numbers



**CLD -40W/25W**

B13-25W-27K-CLD-U1  
B13-40W-27K-CLD-U1

\*The presence of a dimmer on this chart is not a guarantee or warranty of the compatibility of the LED bulb in any particular installation. Absence of a dimmer from this chart does not imply incompatibility.

Please reference the dimmer manufacturer's instructions for installation and further information.

# Recommended Dimmers for Cree® PAR38 and Recessed Downlight 6" (100W)



## LED LIGHTING

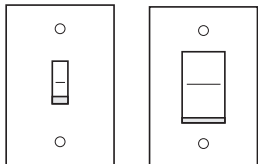
Cree LED bulbs are designed to be dimmed with standard incandescent type dimmers and are compatible with most Electric Low Voltage (ELV) dimmers. This list was generated from lab testing of samples and your results may vary.\*

### Works Best With

No flickering or shimmer observed and smooth dimming across range. No audible noise.

Manufacturer	Series	Part Number	Wall Plate Style	Load Type	Phase Cut Edge	Rating (W)	Bulbs Per Dimmer	
							min	max
Leviton	Illumatech	IPE041	Decorative	ELV	Trailing	300	1	7
Leviton	Illumatech	IPL06	Decorative	Incandescent	Leading	600	1	5
Leviton	Sureslide	6615	Decorative	ELV	Trailing	300	1	7
Leviton	Sureslide	6673	Decorative	CFL/LED	Leading	600	1	8
Lutron	Caseta Wireless	PD-6WCL	Decorative	CFL/LED	Leading	600	1	8
Lutron	Diva	DV-600P	Decorative	Incandescent	Leading	600	1	8
Lutron	Diva	DVCL-153P	Decorative	CFL/LED	Leading	600	1	8
Lutron	Diva	DVELV-303P2	Decorative	ELV	Trailing	300	1	7
Lutron	Faedra	FAELV-500	Traditional	ELV	Trailing	500	1	9
Lutron	Maestro	MACL-153	Decorative	CFL/LED	Leading	600	1	8
Lutron	Maestro	MRF2-6ELV	Decorative	CFL/LED	Leading	600	1	8
Lutron	RadioRA 2	RRD-6CL	Decorative	LED/CFL/INC	Leading	600	1	8
Lutron	RadioRA 2	RRD-6NA	Decorative	ELV	Trailing	600	1	8
Lutron	Skylark	SELV-300P	Decorative	ELV	Trailing	300	1	7

### Wall Plate Style



Traditional

Decorative

### Works With

May produce some flicker or shimmer. Minimum adjustment to dimming level may be required. No audible noise.

Manufacturer	Series	Part Number	Wall Plate Style	Load Type	Phase Cut Edge	Rating (W)	Bulbs Per Dimmer	
							min	max
Leviton	Sureslide	6674	Decorative	LED/CFL/INC	Leading	600	1	8
Leviton	Trimatron	6602	Traditional	Incandescent	Leading	600	1	8
Leviton	Trimatron	6681	Traditional	Incandescent	Leading	600	1	8
Leviton	Trimatron	6683	Traditional	Incandescent	Leading	600	1	8
Lutron	Skylark	CTCL-153	Decorative	LED/CFL/INC	Leading	600	1	8

### Compatible Part Numbers



PAR38

PAR38-120W-30K-25D-U1  
PAR38-120W-30K-45D-U1



Recessed Downlights  
6", 100W

DR6-1100L-27K-B1

\*The presence of a dimmer on this chart is not a guarantee or warranty of the compatibility of the LED bulb in any particular installation. Absence of a dimmer from this chart does not imply incompatibility.

Please reference the dimmer manufacturer's instructions for installation and further information.