



SORAA VIVID WITH WARM DIM

Warm dimming capabilities give designers flexibility to create warmer, more intimate environments. Color point mimics halogen from either 3000K or 2700K to 1800K, while 95 CRI and 95 R9 are maintained throughout the dimming range.

POINT SOURCE OPTICS™

Experience exceptional control featuring Soraa's signature Point Source Optics which create perfect beams, uniform color and sharp shadows.

SORAA VIVID COLOR™ AND SORAA NATURAL WHITE™

All Soraa VIVID lamps feature the right amount of spectral content from violet to deep red in every wavelength from 400nm to 700nm with with 95 CRI, 95 R9 and 100 Rw.

Soraa's whiteness methodology means we render white faithfully, matching or exceeding that of halogen and incandescent sources at 2700K and 3000K.

ENERGY EFFICIENCY AND LONG LIFE

85% more energy efficient than standard halogen lamps

Typical payback of one year or less

Rated lifetime to L70: 35,000hrs

Warranty: 3yrs or 25,000hrs whichever comes first

GENERAL SPECIFICATIONS

Form Factor

Width: 50.1mm (1.97")

Height: 45.5mm (1.79")

Weight: 47g

Operating Temperature

Minimum: -40°C (ambient)

Typical: 85°C - 95°C (base)

Maximum: 100°C (base)

MR16

7.5W

VIVID Warm Dim Series

410 – 430 lumens

Beam Angle Range

25°, 36°

Color Range

2700K – 1800K
3000K – 1800K

Application

Halogen replacement
for indoor and outdoor
applications



gan-on-gan



WarmDim



full
spectrum



natural
white



IK



UV



12V
AC



GUS.3



damp
rated

HIGHLY COMPATIBLE

Geometrically compatible with standard fixtures and suitable for damp locations

This lamp is suitable for use in fully enclosed fixtures, subject to the maximum heatsink temperature limits stated in this data sheet.

Works with trailing edge and leading edge phase cut dimmers, 12V AC magnetic and electronic transformers and 12V DC transformers

INTENDED USE AND APPLICATIONS

Intended for use in MR16 compatible recessed downlights, track lighting and other indoor and outdoor applications

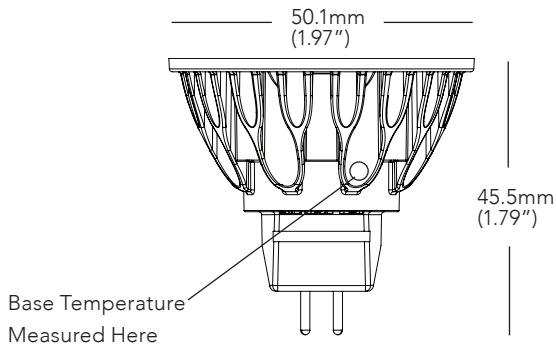
Soraa lamps are designed to safely turn down in any thermal environment not conducive to minimum airflow or proper ventilation

CERTIFICATIONS

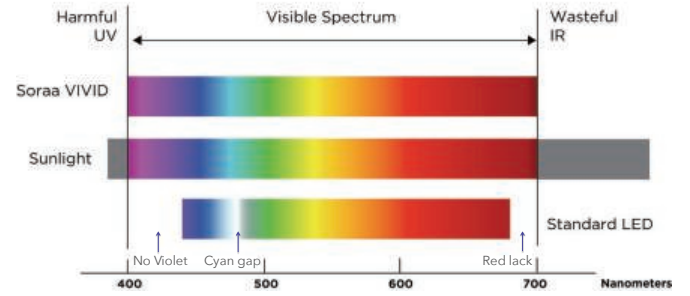
L/CUL Class 2 and non-Class 2,
FCC Title 47 Part 15B, RoHS, CE



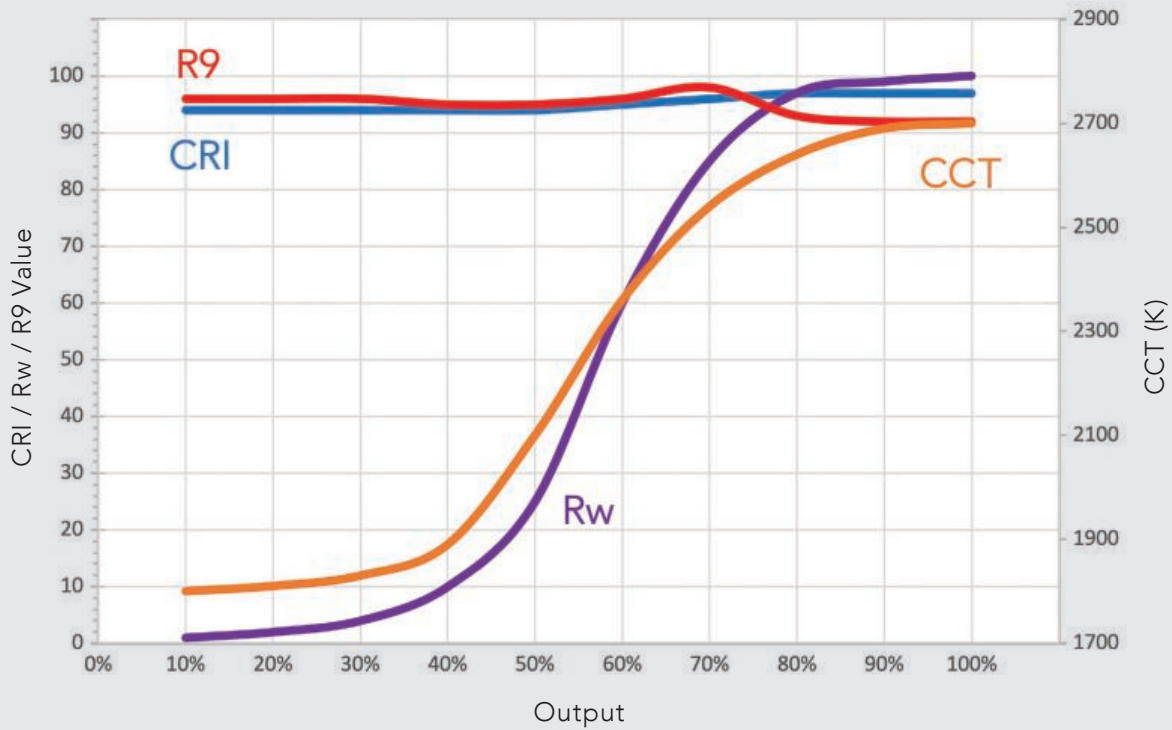
DIMENSIONS



COLOR RENDERING



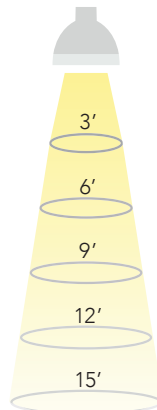
WARM DIM COLOR METRICS



SORAA VIVID-warm dim shifts to pleasing, warm hues, as light intensity decreases, maintaining high color quality.

25 DEGREE BEAM

Beam Dia at 50% CBCP (ft)	Field Dia at 10% CBCP (ft)	Foot-candles (% of CBCP)
1.3	2.2	11.1%
2.7	4.4	2.8%
4.0	6.6	1.2%
5.3	8.7	0.7%
6.7	10.9	0.4%



36 DEGREE BEAM

Beam Dia at 50% CBCP (ft)	Field Dia at 10% CBCP (ft)	Foot-candles (% of CBCP)
1.9	3.3	11.1%
3.9	6.5	2.8%
5.8	9.8	1.2%
7.8	13.0	0.7%
9.7	16.3	0.4%

Note: Footcandles may be calculated by multiplying the CBCP of the desired model number by the percentage in the tables above

SPECIFICATIONS BY MODEL NUMBER* SORAA LED MR16 7.5W WARM DIM

Model #	Product Code	CCT (K, full power)	Beam Angle	CBCP (Cd)	Halogen Equivalent	Total Flux (Lm)	Efficacy (Lm/W)	McA
VIVID SERIES								
SM16-07-25DM-927/918-01	06619	2700K	25	2050	50	410	55	3
SM16-07-36DM-927/918-01	06621	2700K	36	980	50	410	55	3
SM16-07-25DM-930/918-01	06623	3000K	25	2150	50	430	57	3
SM16-07-36DM-930/918-01	06625	3000K	36	1030	50	430	57	3

CCT: Correlated Color Temperature **McA**: White Point Accuracy in McA step

*Specifications are at stable warm operating conditions (25°C ambient)

