



LED LAMPS

ProLED[®] **HID Retrofit Series**



Easy to Install



Energy Saver



50,000 Hour Life



DLC Qualified

Easy to install LED solution for post top and high bay luminaires



For Use in Base Up or Base Down Positions

Acceptable for Use in Enclosed Luminaires

Available in Mogul EX39 or Medium E26 Base Types

120-277VAC Input Range – No Ballast Required

Backed by a 5-Year Warranty

Applications:

Post Top Luminaires
High Bay Luminaires

Markets:

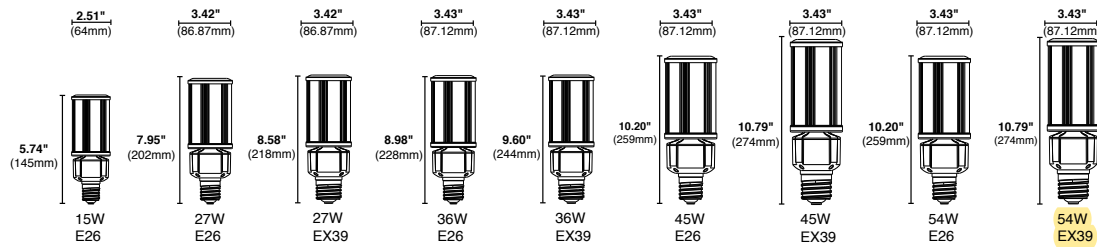
Indoor Commercial
Outdoor Commercial

ProLED[®]

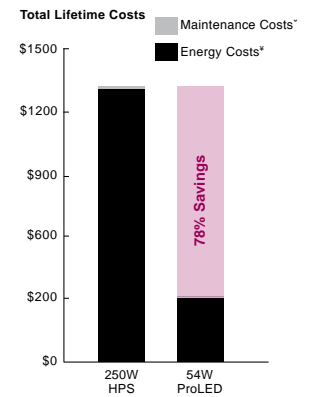
HID Retrofit Series

Specifications

- Acceptable for enclosed luminaires
- Replacement for HID high bay or post top applications
- Can be used in base up or base down position
- -22°F (-30°C) to 140°F (60°C) operating temperature range
- 120-277V input range (ballast must be bypassed)
- 50,000 hour life
- Available in 5000K CCT
- 82 CRI for quality and consistent color rendering
- UL Listed for damp locations
- RoHS Compliant
- 5-Year Limited Warranty
- Integral 4kV surge protection



Savings Comparison



* Maintenance costs based on 15 minutes at \$40 per/hr
 † Energy costs based on \$0.11 kWh
 ‡ 240 system watts



Ordering Information

Watt	Base	Product #	Product Code	Volts	Color Temp.	CRI	Lumens	Useful Life*	Pkg. Qty.	MOL	DLC Qualified	Equivalent Wattage
⊕ 15	E26	84002	HID15/840/MV2/LED	120-277	4000K	82	1875	50,000	1/16	5.74"	No	70
⊕ 15	E26	84003	HID15/850/MV2/LED	120-277	5000K	82	1950	50,000	1/16	5.74"	No	70
⊕ 27	E26	84020	HID27/840/MV2/LED	120-277	4000K	82	3645	50,000	1/16	7.95"	No	100
⊕ 27	E26	84022	HID27/850/MV2/LED	120-277	5000K	82	3645	50,000	1/16	7.95"	No	100
⊕ 27	EX39	84021	HID27/840/MV2/EX39/LED	120-277	4000K	82	3645	50,000	1/16	8.58"	Yes	100
⊕ 27	EX39	84023	HID27/850/MV2/EX39/LED	120-277	5000K	82	3645	50,000	1/16	8.58"	Yes	100
⊕ 36	E26	84004	HID36/840/MV2/LED	120-277	4000K	82	4680	50,000	1/16	8.98"	No	150
⊕ 36	E26	84005	HID36/850/MV2/LED	120-277	5000K	82	4860	50,000	1/16	8.98"	No	150
⊕ 36	EX39	84006	HID36/840/MV2/EX39/LED	120-277	4000K	82	4680	50,000	1/16	9.6"	Yes	150
⊕ 36	EX39	84007	HID36/850/MV2/EX39/LED	120-277	5000K	82	4860	50,000	1/16	9.6"	Yes	150
⊕ 45	E26	84008	HID45/840/MV2/LED	120-277	4000K	82	5850	50,000	1/16	10.2"	No	175
⊕ 45	E26	84009	HID45/850/MV2/LED	120-277	5000K	82	6075	50,000	1/16	10.2"	No	175
⊕ 45	EX39	84010	HID45/840/MV2/EX39/LED	120-277	4000K	82	5850	50,000	1/16	10.79"	Yes	175
⊕ 45	EX39	84011	HID45/850/MV2/EX39/LED	120-277	5000K	82	6075	50,000	1/16	10.79"	Yes	175
⊕ 54	E26	84012	HID54/840/MV2/LED	120-277	4000K	82	7020	50,000	1/16	10.2"	No	250
⊕ 54	E26	84013	HID54/850/MV2/LED	120-277	5000K	82	7290	50,000	1/16	10.2"	No	250
⊕ 54	EX39	84014	HID54/840/MV2/EX39/LED	120-277	4000K	82	7020	50,000	1/16	10.79"	Yes	250
⊕ 54	EX39	84015	HID54/850/MV2/EX39/LED	120-277	5000K	82	7290	50,000	1/16	10.79"	Yes	250

⊕ NEW ITEM

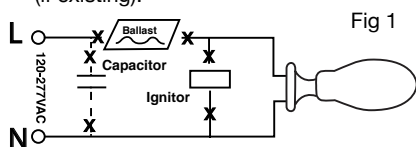
* Useful Life is defined as the point in time at which the lamp will maintain at least 70% of its initial lumens. The lamp will continue to burn past this point, but at decreased light levels.

Warranty – Commercial / Industrial: This product is warranted for 5 years from the date of purchase. ** Check the latest update at www.DesignLights.org for listed product catalog numbers. All versions may not be listed.


Installation Steps:

1 TURN POWER OFF BEFORE INSTALLATION.

2 As shown in Figure 1; Remove old Ballast, Capacitor and Igniter (if existing).



3 As shown in Figure 2; Connect A/C line voltage wires directly to E26 socket (Reattach or replace ground lead if one is needed).



4 As shown in Figure 3; Screw the LED lamp onto the corresponding socket.

