

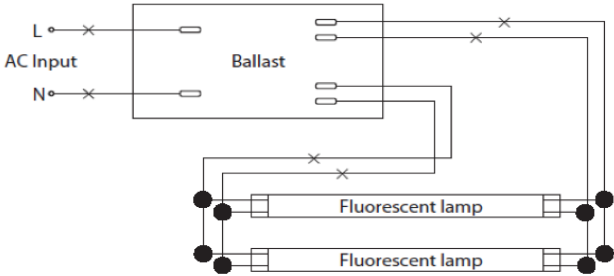
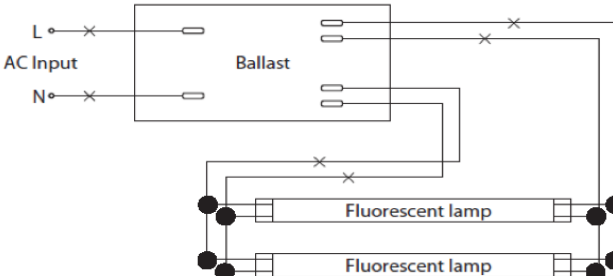
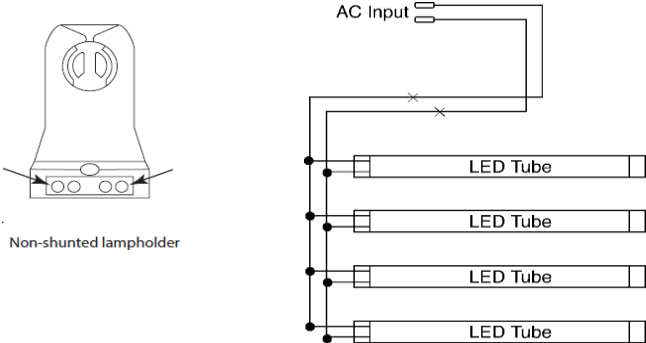


Ballast Bypass Rewiring Matrix

Single Ended vs. Double Ended

Bypass Type	Single Ended Bypass	Double Ended Bypass
		
Sockets	Non-Shunted Only	Shunted or Non-Shunted
Installation	Connect both line (black) and neutral (white) to one end	Connect line (black) to one socket on one side of the luminaire (either end) and neutral (white) to the opposite side
Safety Feature	Not Needed	Has internal digital protection system that doesn't allow power to flow through tube until both ends are locked into the sockets
Wiring diagram before installation		
Installation wiring diagrams	 <p>Non-shunted lampholder</p>	