

## FEATURES & SPECIFICATIONS

### INTENDED USE

Provides an LED lighting platform to deliver general ambient lighting for surface-mount ceiling and wall applications. Light engine delivers long life and excellent color to ensure a quality, low-maintenance light installation. Ideal for use in closets, foyers, hallways, corridors, bedrooms, offices, utility work areas, and more.

### CONSTRUCTION

The LED wrap is constructed of a metal housing with decorative plastic end caps. The white polycarbonate diffuser provides even illumination and softens the appearance of the LEDs for a uniform appearance from below the ceiling.

### OPTICS

MVOLT: 2' wrap produces 3,000 lumens and 4' produces 4,600 lumens, both at 50,000 hours life.

120V: 2' wrap produces 1,400 lumens and the 4' produces 2,900 lumens, both at 50,000 hours life.

Thermal formed diffuser is of highly transmissive material to minimize lamp image and provides high-angle brightness control. One piece contemporary design wrap around diffuser softens appearance for improved aesthetics.

### ELECTRICAL

Long-life LEDs, coupled with a high-efficiency driver, provide extended service life. Standard input = 29/42 watts (2'/4'), 107/111 lumens per watt (2'/4'). FMLWL is rated to deliver L70 performance at 50,000 hours. Fixture operates at 120/277 volts, 60Hz. FMLWL MVOLT is 0-10V dimmable.

### LISTINGS

UL certified to US and Canadian standards. Listed for damp locations.

DesignLights Consortium® (DLC) qualified product. Not all versions of this product may be DLC qualified. Please check the DLC Qualified Products List at [www.designlights.org/QPL](http://www.designlights.org/QPL) to confirm which versions are qualified

### WARRANTY

5-year limited warranty.

**NOTE:** Actual performance may differ as a result of end-user environment and application.


All values are design or typical values, measured under laboratory conditions at 25°C.

Specifications subject to change without notice.

# FMLWL

## Low Profile LED Wraparound

LINEAR LED



### Specifications

	2'	4'
Width:	5-1/2 (14.0)	5-1/2 (14.0)
Length:	24-1/2 (62.2)	47-2/5 (120.4)
Depth:	2-3/5 (6.6)	2-3/5 (6.6)
Weight:	2.5 lbs (1.0 kg)	5.0 lbs (2.3 kg)

All dimensions are inches (centimeters) unless otherwise indicated.

### ORDERING INFORMATION

Lead times will vary depending on options selected. Consult with your sales representative.

**Example:** FMLWL 48 840 ZT MVOLT

Series		CRI	Color temperature	Dimming	Voltage
FMLWL 24 2' LED Wrap	[Blank] Static White	8 > 85 CRI	27 2700K <sup>1</sup>	[Blank] Non-Dimming	[Blank] 120V
FMLWL 48 4' LED Wrap			30 3000K <sup>1</sup>	ZT 0-10V <sup>2</sup>	MVOLT 120-277V <sup>2</sup>
			35 3500K		
			40 4000K		

### Replacement parts

DFMLWL24	2' white polycarbonate diffuser
DFMLWL48	4' white polycarbonate diffuser

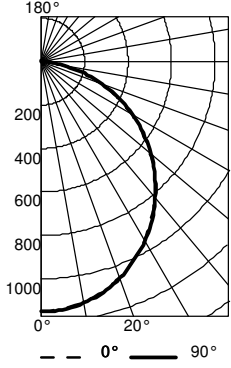
### Notes

1. Non-stock color temperature is subject to 90-day lead time; minimum 50 order quantity.
2. ZT and MVOLT options must be ordered together.

# FMLWL LED Linear Flush Mount

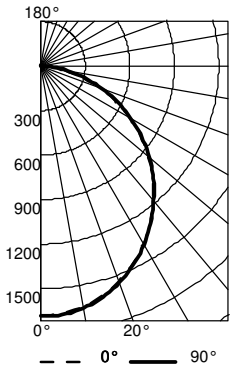
## PHOTOMETRICS

### FMLWL 24 840 ZT MVOLT, 3,186 delivered lumens



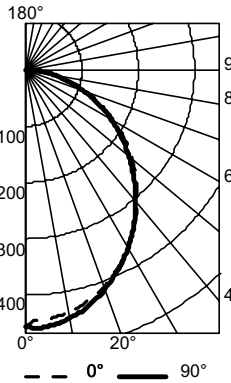
CP Summary			Coefficients of Utilization									Zonal Lumen Summary				
0°	90°		pf	20%			50%			Zone	Lumens	% Lamp	% Fixture			
				80%	70%	50%	70%	50%								
0°	1149	1149	pc	70%	50%	30%	50%	30%	10%	50%	30%	10%	0° - 30°	881	27.7	27.7
5°	1142	1145	pw	109	104	100	101	98	94	97	94	91	0° - 40°	1435	45.0	45.1
15°	1097	1099		99	91	84	89	82	77	85	80	75	0° - 60°	2514	78.9	79.0
25°	1008	1010		90	79	71	78	70	64	75	68	63	0° - 90°	3170	99.5	99.6
35°	883	890		82	70	62	69	61	55	67	59	54	90° - 120°	9	0.3	0.3
45°	737	740		76	63	54	62	53	47	60	52	46	90° - 130°	9	0.3	0.3
55°	567	575		70	57	48	56	47	41	54	46	41	90° - 150°	11	0.4	0.4
65°	385	393		65	51	43	51	42	36	49	41	36	90° - 180°	14	0.4	0.4
75°	194	206		60	47	38	46	38	32	45	37	32	0° - 180°	3183	99.9	100.0
85°	36	50		56	43	35	42	35	29	41	34	29				
90°	0	13		53	40	32	39	32	27	38	31	26				

### FMLWL 48 840 ZT MVOLT, 4,654 delivered lumens



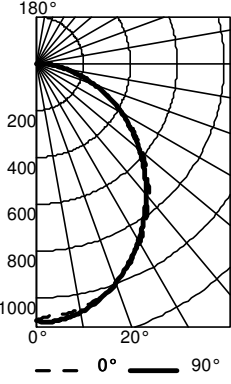
CP Summary			Coefficients of Utilization									Zonal Lumen Summary				
0°	90°		pf	20%			50%			Zone	Lumens	% Lamp	% Fixture			
				80%	70%	50%	70%	50%								
0°	1682	1682	pc	70%	50%	30%	50%	30%	10%	50%	30%	10%	0° - 30°	1287	27.6	27.7
5°	1673	1682	pw	108	104	99	101	97	94	97	94	91	0° - 40°	2091	44.9	45.0
15°	1602	1612		99	90	84	88	82	77	85	79	75	0° - 60°	3652	78.5	78.6
25°	1468	1476		90	79	71	78	70	64	75	68	63	0° - 90°	4615	99.2	99.3
35°	1287	1292		82	70	62	69	61	54	66	59	54	90° - 120°	20	0.4	0.4
45°	1068	1074		76	63	54	62	53	47	59	52	46	90° - 130°	22	0.5	0.5
55°	818	833		70	57	48	56	47	41	54	46	41	90° - 150°	27	0.6	0.6
65°	554	572		65	51	43	51	42	36	49	41	36	90° - 180°	33	0.7	0.7
75°	282	308		60	47	38	46	38	32	45	37	32	0° - 180°	4648	99.9	100.0
85°	50	96		56	43	35	42	35	29	41	34	29				
90°	2	38		53	40	32	39	32	27	38	31	26				

### FMLWL 24 840, 1,200 delivered lumens



CP Summary			Coefficients of Utilization									Zonal Lumen Summary				
0°	90°		pf	20%			50%			Zone	Lumens	% Lamp	% Fixture			
				80%	70%	50%	70%	50%								
0°	455	455	pc	70%	50%	30%	50%	30%	10%	50%	30%	10%	0° - 30°	344	28.4	28.4
5°	444	457	pw	109	104	99	101	98	94	97	94	91	0° - 40°	554	45.8	45.8
15°	425	434		99	91	84	89	82	77	85	80	75	0° - 60°	952	78.7	78.7
25°	388	390		90	80	72	78	70	64	75	68	63	0° - 90°	1202	99.3	99.3
35°	338	336		83	71	62	69	61	55	67	60	54	90° - 120°	8	0.6	0.6
45°	278	272		76	63	54	62	54	47	60	52	47	90° - 130°	8	0.7	0.7
55°	215	208		70	57	48	56	48	42	54	47	41	90° - 150°	8	0.7	0.7
65°	146	142		65	52	43	51	43	37	49	42	36	90° - 180°	8	0.7	0.7
75°	77	80		61	47	39	47	39	33	45	38	33	0° - 180°	1210	100.0	100.0
85°	16	29		57	43	35	43	35	30	42	34	29				
90°	1	14		53	40	32	40	32	27	39	32	27				

### FMLWL 48 840, 2,900 delivered lumens



CP Summary			Coefficients of Utilization									Zonal Lumen Summary				
0°	90°		pf	20%			50%			Zone	Lumens	% Lamp	% Fixture			
				80%	70%	50%	70%	50%								
0°	1097	1097	pc	70%	50%	30%	50%	30%	10%	50%	30%	10%	0° - 30°	830	28.5	28.5
5°	1078	1099	pw	109	104	100	101	98	94	97	94	91	0° - 40°	1335	45.9	45.9
15°	1035	1042		99	91	84	89	82	77	85	80	75	0° - 60°	2292	78.8	78.8
25°	946	937		90	80	72	78	71	64	75	69	63	0° - 90°	2892	99.5	99.5
35°	817	800		83	71	62	69	61	55	67	60	54	90° - 120°	15	0.5	0.5
45°	671	651		76	63	54	62	54	47	60	53	47	90° - 130°	15	0.5	0.5
55°	511	497		70	57	48	56	48	42	54	47	41	90° - 150°	15	0.5	0.5
65°	349	342		65	52	43	51	43	37	49	42	37	90° - 180°	15	0.5	0.5
75°	189	192		61	47	39	47	39	33	45	38	33	0° - 180°	2907	100.0	100.0
85°	41	72		57	44	35	43	35	30	42	35	30				
90°	2	37		53	40	32	40	32	27	39	32	27				