

MR16 7.5W DIM.

FEATURES

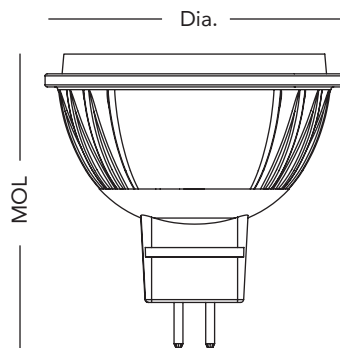
- ENERGY STAR certified
- JA8 compliant
- Title 20 compliant
- 75W halogen replacement
- Exceptional color rendering CRI 92
- Richer reds and natural skin tones (R9 53, R13 93)
- Tight LED binning for consistent CCT across all lamps
- Compact size 1:1 halogen form factor
- Spot / Narrow Flood / Flood beam angles
- Suitable for use in totally enclosed fixtures
- Suitable for use in damp locations
- Operating temperature: -4°F / -20°C to +95°F / +35°C
- Rated Lifetime (L70): 25,000hrs
- 3 years limited warranty



SPECIFICATIONS

Product	Model	CCT	Wattage	Lumens	Efficacy (LPW)	Input Voltage	Beam Angle	Dim.*	CBCP (cd)	CRI	Cert.
98481	7MR16DIM/927SP15	2700K	7	580	83	12V	SP 15°	Yes	5850	92	ES / JA8 / T20
98482	7.5MR16DIM/927NF25	2700K	7.5	580	77	12V	NF 25°	Yes	2800	92	ES / JA8 / T20
98483	7.5MR16DIM/927FL35	2700K	7.5	580	77	12V	FL 35°	Yes	1600	92	ES / JA8 / T20
98484	7MR16DIM/930SP15	3000K	7	580	83	12V	SP 15°	Yes	5850	92	ES / JA8 / T20
98485	7.5MR16DIM/930NF25	3000K	7.5	580	77	12V	NF 25°	Yes	2800	92	ES / JA8 / T20
98486	7.5MR16DIM/930FL35	3000K	7.5	580	77	12V	FL 35°	Yes	1600	92	ES / JA8 / T20

DIMENSION & WEIGHT



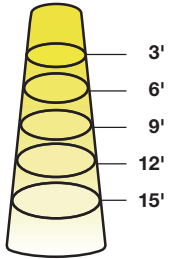
Base	GU5.3
MOL	1.89"(48mm)
Dia.	1.97"(50mm)
Weight	0.11lb / 50g



MR16 7.5W DIM.

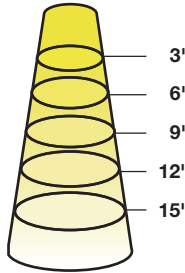
ILLUMINANCE & CANDELA DISTRIBUTION

7MR16DIM/930SP15



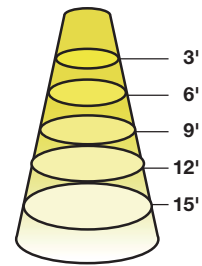
Diameter	Footcandles
0.8	650
1.6	163
2.4	72
3.2	41
3.9	26

7.5MR16DIM/930NF25

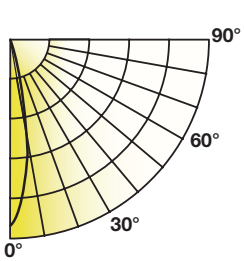


Diameter	Footcandles
1.3	311
2.7	78
4.0	35
5.3	19
6.7	12

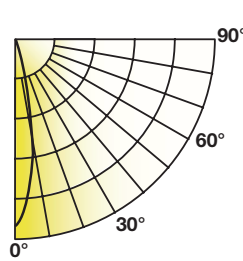
7.5MR16DIM/930FL35



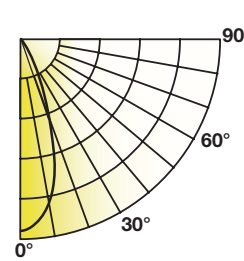
Diameter	Footcandles
1.9	178
3.8	44
5.7	20
7.6	11
9.5	7



Degree	Candela
0	5850
5	3252
15	439
25	142
35	43
45	15



Degree	Candela
0	2800
5	2454
15	853
25	248
35	88
45	29



Degree	Candela
0	1600
5	1573
15	790
25	179
35	48
45	18