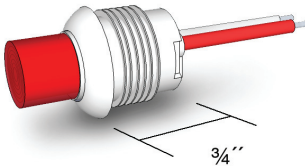


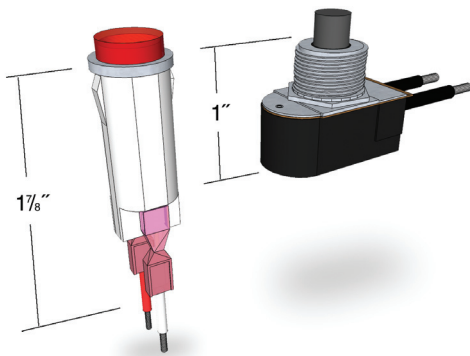
National Electric Code requires regular testing of emergency battery packs and written records of these tests to ensure the operation of emergency units in a power-loss situation. Test accessories are included with all IOTA emergency battery packs for compliance with national and local regulations. Many IOTA battery packs offer a choice of test accessory styles for installation directly within the fixture, reflector or into a junction box within the wall or ceiling.

TBTS (THREADED BODY TEST SWITCH) CONFIGURATION



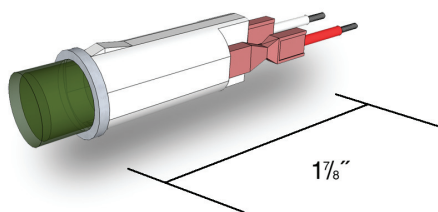
The TBTS option provides a single component for testing the emergency ballast and indicating the charge status of the battery. The specialized design of the TBTS features a compact housing ideal for limited compartment space. In normal operation, the TBTS will serve as a lit indication that the battery pack is being charged. When the switch is pressed, the indicator light turns off, and the light fixture is forced into the emergency mode. The smaller threaded body of the TBTS offers simpler installation in fixtures where limited space prohibits the installation of a typical test switch and charge indicator. The TBTS is hard-wired to the emergency ballast during installation and is secured in the fixture with an included hex nut.

TWO-PIECE TEST SWITCH AND CHARGE INDICATOR CONFIGURATION



The two-piece test kit configuration provides a separate test switch for wiring to the emergency ballast and a red LED charge light for indicating that the battery pack is being charged. The test switch and charge indicator can be mounted within the light fixture or remote mounted through flex to a junction box adjacent to the fixture. Connection of the emergency ballast to the charge indicator is made via spade terminals. Consult the wiring instructions of the particular emergency ballast for proper test switch placement and installation.

DUAL-COLOR LPTS FOR SELF-DIAGNOSTIC BATTERY PACKS



The Dual-Color LPTS (Lighted Push-Button Test Switch) provided with **ISD Series** self-diagnostic ballasts is a single component for testing the emergency ballast and indicating the charge status of the battery. In normal operation, the LPTS will serve as a lit indication that the battery pack is being charged. When the switch is pressed, the indicator light turns off, and the fixture is forced into the emergency mode. The dual-color LED indicator is lit red when charging, and green when charged and in the standby mode. Leads connect to the LPTS via two spade terminal connections.

