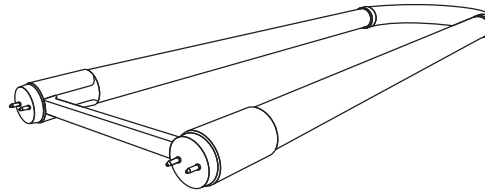


This LED tube is intended to replace fluorescent tube lamps with an ANSI designation 32W/23T8/U6 (ONLY)

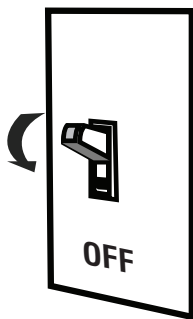


**U-Bend**  
**LED T8 Lamp**  
Direct Replacement

**PLEASE REVIEW THE INSTRUCTIONS AND WARNINGS LISTED BELOW PRIOR TO PROPER INSTALLATION**

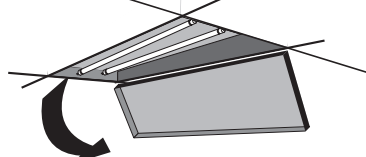
WARNINGS	CAUTIONS
<ul style="list-style-type: none"> <li>• Risk of fire</li> <li>• Ballast is required for proper operation.</li> <li>• Risk of electric shock – disconnect power at source before installation</li> <li>• Do not make or alter any open holes in an enclosure of wiring or electrical components during installation.</li> <li>• Do not install this lamp into a pre-heat luminaire.</li> <li>• If lamp or luminaire exhibits abnormal operation (buzzing, flickering, minimal light, etc.), turn off power, remove lamp and contact us.</li> </ul>	<ul style="list-style-type: none"> <li>• Do not use with dimmers.</li> <li>• Do not look directly at the operating LED Tube.</li> <li>• Do not touch this product with wet hands.</li> <li>• Do not disassemble, repair or alter lamp.</li> <li>• Designed for indoor applications only.</li> <li>• Suitable for damp locations.</li> <li>• The luminaires shall be grounded.</li> <li>• Avoid contact with lamp pins during installation.</li> <li>• To prevent early lamp failure: Lamp should only be installed in operating environments ranging between -20° C and +50° C .</li> <li>• This Device is not intended for use with emergency exits or emergency lights.</li> </ul>
DIRECT REPLACEMENT INSTALLATION INSTRUCTIONS	
<p>1. Turn-off power before installation   2. Replace traditional fluorescent tube with LED tube   3. Turn-on power and enjoy your new LED tube.</p>	

**STEP 1**



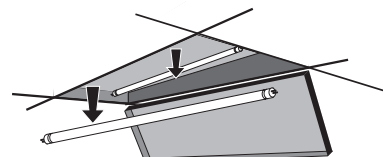
Turn-off power

**STEP 2a**



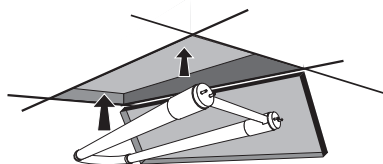
Open diffuser cover for access.

**STEP 2b**



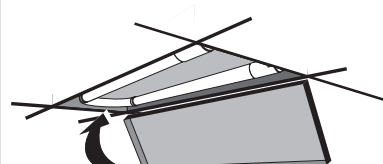
Remove existing lamp

**STEP 2c**



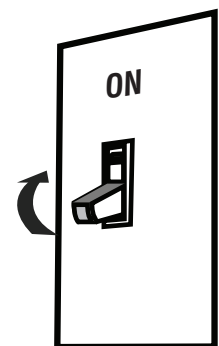
Insert new LED U-Bend T8 Lamp and ensure it is secured.

**STEP 2d**



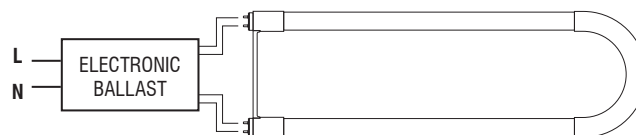
Close cover after installation is completed.

**STEP 3**



Turn-on power

**NOTE:** Ballast required for operation.



THIS PRODUCT MAY NOT BE COMPATIBLE WITH ALL BALLASTS