



75W
REPLACEMENT

- 90+**
CRI
- 14W**
Watts
- E26**
- 120V**
Voltage
- DAMP LOCATION**
- Dimmable**

High quality of light and color rendering (90+ CRI, 50+ R9),
with low flicker, flicker <30%,
Smooth dimming. Dimming lower than 10%.

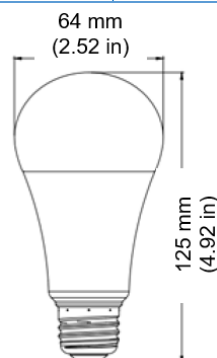


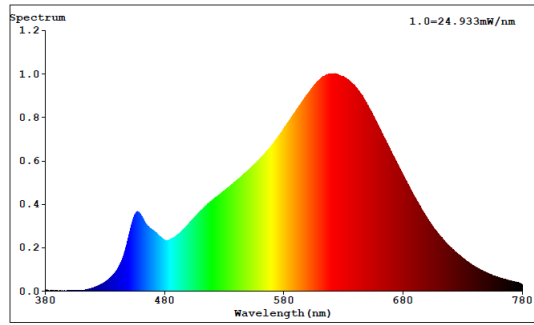
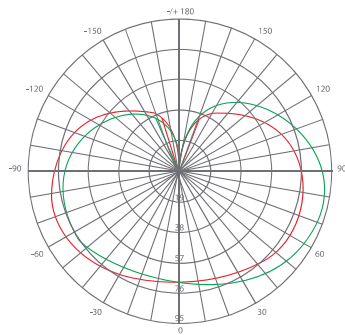
ELECTRICAL SPECIFICATIONS

MODEL NO.	LUMEN	POWER	CCT	BEAM	CRI	PF	CBCP
SE-350.051	1100LM	14W	2700K	270°	>90	>0.9	-
SE-350.052	1100LM	14W	3000K	270°	>90	>0.9	-

MECHANICAL SPECIFICATIONS

MODEL NO.	MEASURES	WEIGHT	OPERATIONAL TEMPERATURE	INNER BOX QTY	MASTER CARTON QTY
SE-350.051	2.52in X 4.92in	2.75oz	-20°C - 40°C	12pcs	48pcs
SE-350.052	2.52in X 4.92in	2.75oz	-20°C - 40°C	12pcs	48pcs

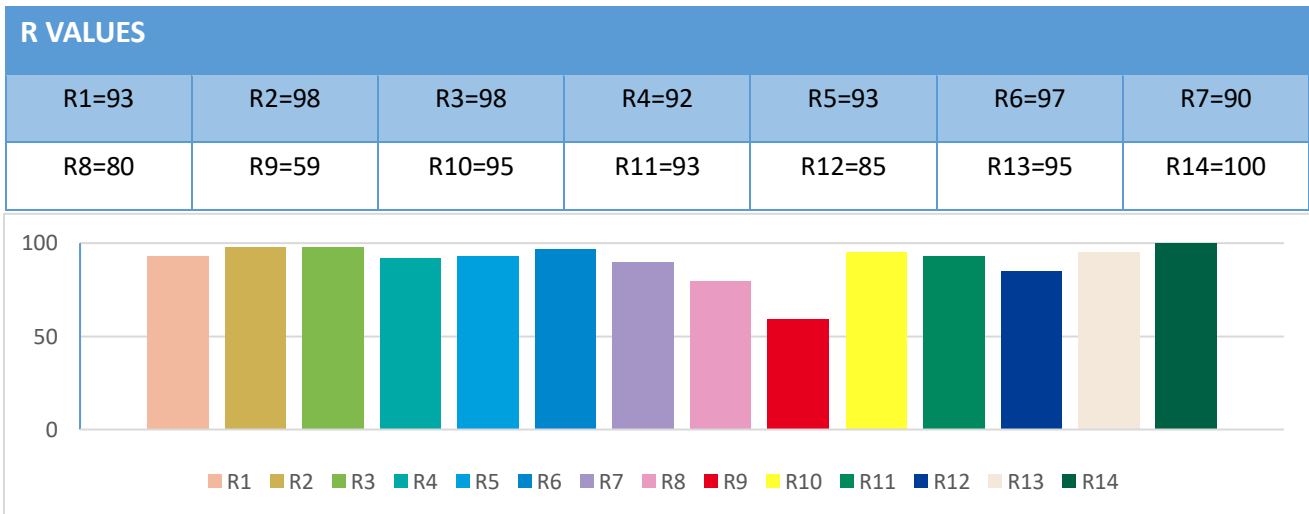




RA – CHART: >90

RA refers to the average value of R1 to R8.

R9 is the score that represents how accurately a light source will reproduce strong red colors. "Accurate" is defined as similarity to daylight or incandescent bulbs, depending on the color temperature.



TM30 GRAPHIC

TM-30 deals with the color rendition of object.

R_f- a fidelity index that is similar to the commonly used CRI

R_g- a gamut index that provides information about saturation

Color vector graphic- a graphical representation of hue and saturation relative to a reference source.

