



Uphoria™ PRO Gold LED BR

LED R20, BR30 & BR40 Lamps Certified for California Title 20

Ushio America's UPHORIA™ PRO Gold LED BR lamps are high efficient light sources certified for California Title 20. These are a direct replacement for Incandescent R/BR Lamps offering smooth, quiet dimming (down to 10%). Designed with a wide, soft beam to reduce glare these lamps feature high color rendering (90+ CRI) and save up to 93% in operating costs! Ushio America is proud to stand behind these 25,000 hour rated UPHORIA PRO Gold LED BR lamps with a 3-year limited warranty.



FEATURES & BENEFITS

- Direct Replacement for Incandescent R/BR Lamps
- Certified to California Title 20
- Suitable for use in Recessed Fixtures
- Smooth, Quiet Dimming (Down to 10%)
- Wide, Soft Beam that Reduces Glare
- Up to 93% Energy Saving
- 25,000 Hours Rated Life
- Suitable for use in Damp Locations
- High Color Rendering (90+ CRI)
- Energy Star Certified*
- 3-Year Limited Warranty**

* Applies to BR30 only

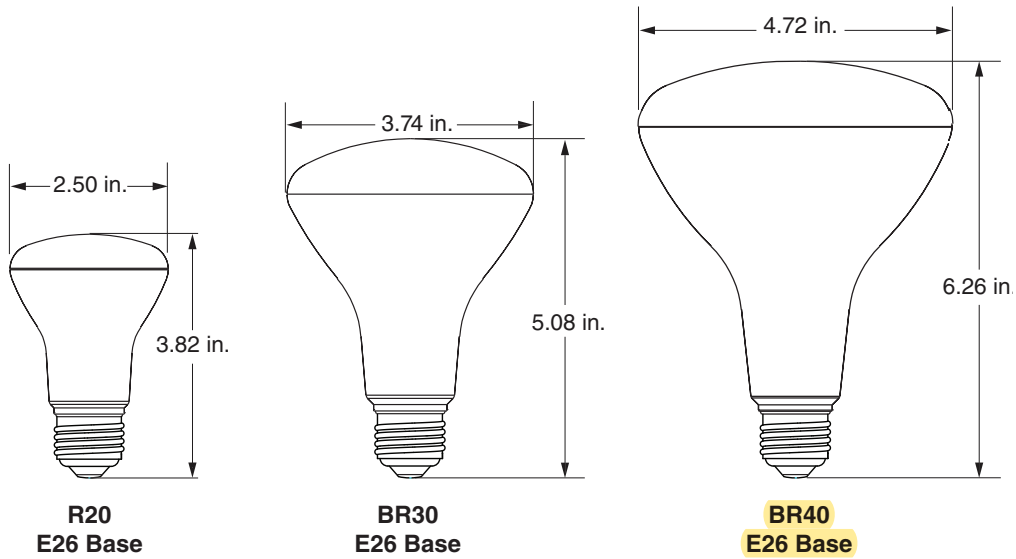
** 3 years or 25,000 hours whichever comes first

APPLICATIONS

- Recessed Lighting
- Hospitality Lighting
- Accent Lighting
- Restaurant Lighting
- Residential Lighting

USHIO

SPECIFICATIONS



Watts (W)	Ordering Code	Lamp Description	Bulb Type	Volts (V)	Color Temp (K)	Beam Angle	Lumens* (lm)	CRI	Avg** Life (h)	Case Qty.
5.5	1004945	UPHORIA PRO GOLD LED R20, WFL107, WW30	R20	120	3000	107°	525	90+	25,000	48
9	1004948	★ UPHORIA PRO GOLD LED BR30, WFL107, SW27	BR30	120	2700	107°	810	90+	25,000	24
9	1004947	★ UPHORIA PRO GOLD LED BR30, WFL107, WW30	BR30	120	3000	107°	810	90+	25,000	24
11	1004946	UPHORIA PRO GOLD LED BR40, WFL110, WW30	BR40	120	3000	110°	1000	90+	25,000	12

* Photometric data is based on LM-79 tests.

** Average life based on 70% lumen maintenance. LM-80 data available.

★ENERGY STAR® Certified

Electrical Specifications:

Dimmable Down to 10%

Frequency: 60Hz

Driver: High Efficiency

Power Factor: > 0.9

Photometrics

Item 1004945

ϕ (ft)	H(ft)	E(fc)
8.6	3.3	17.12
17.2	6.6	4.28
25.8	9.8	1.90
34.5	13.1	1.07
43.1	16.4	0.68
107°		5.5W
5.5W LED R20, WFL107 WW30		

Item 1004948

ϕ (ft)	H(ft)	E(fc)
8.5	3.3	27.91
16.9	6.6	6.98
25.4	9.8	3.10
33.8	13.1	1.74
42.3	16.4	1.12
107°		9W
9W LED BR30, WFL107 SW27		

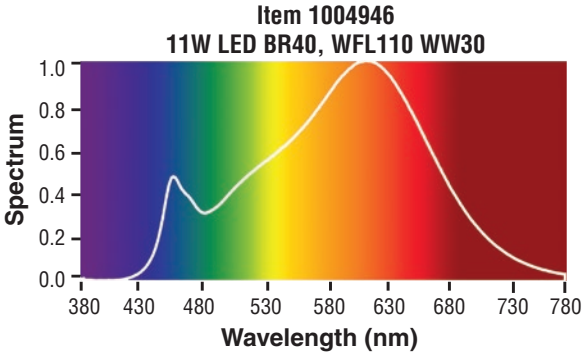
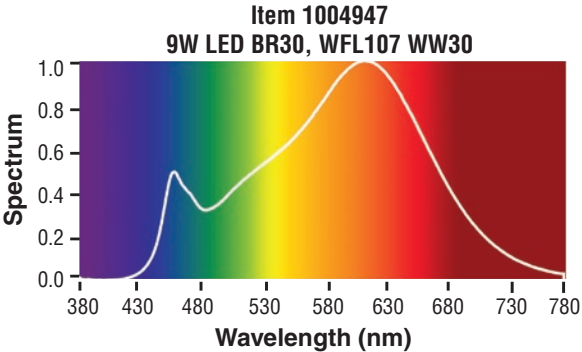
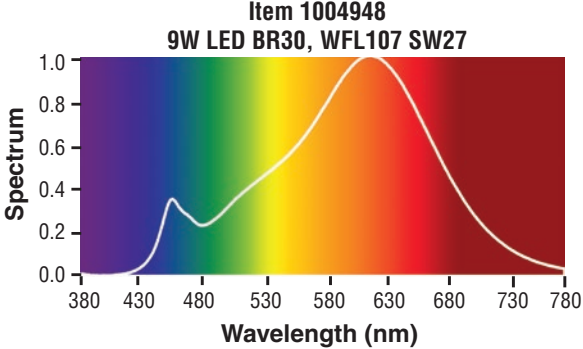
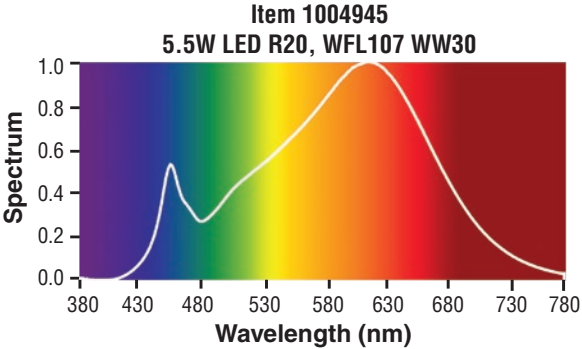
Item 1004947

ϕ (ft)	H(ft)	E(fc)
8.6	3.3	27.91
17.3	6.6	6.98
25.9	9.8	3.10
34.6	13.1	1.74
43.2	16.4	1.12
107°		9W
9W LED BR30, WFL107 WW30		

Item 1004946

ϕ (ft)	H(ft)	E(fc)
8.9	3.3	27.91
17.9	6.6	6.98
26.8	9.8	3.10
35.8	13.1	1.74
44.7	16.4	1.12
110°		11W
11W LED BR40, WFL110 WW30		

Spectral Distribution Charts



SPECIFICATIONS

Lighting Facts

Item# 1004945
5.5W LED R20, WFL107 WW30

Lighting Facts/ Faits d'éclairage	
Per Bulb/Par l'ampoule	
Brightness/Luminosité	525 lumens
Estimated Yearly Energy Cost/ Coût énergétique annual estimé	\$0.66
Based on 3 hrs/day, 11¢/kWh. Cost depends on rates and use. / Basé sur 3 heures/jour, 11¢/kWh. Les coûts dépendent du tarif et de la fréquence d'utilisation.	
Life/Vie	22.8 years/ans
Based on 3 hrs/day. /Basé sur 3 heures/jour.	
Light Appearance/Apparence de l'éclairage	
Warm/Chaud	Cool/Froid
▲ 3000K	
Energy Used/Énergie utilisée	5.5 watts

Item# 1004948
9W LED BR30, WFL107 SW27

Lighting Facts/ Faits d'éclairage	
Per Bulb/Par l'ampoule	
Brightness/Luminosité	810 lumens
Estimated Yearly Energy Cost/ Coût énergétique annual estimé	\$1.08
Based on 3 hrs/day, 11¢/kWh. Cost depends on rates and use. / Basé sur 3 heures/jour, 11¢/kWh. Les coûts dépendent du tarif et de la fréquence d'utilisation.	
Life/Vie	22.8 years/ans
Based on 3 hrs/day. /Basé sur 3 heures/jour.	
Light Appearance/Apparence de l'éclairage	
Warm/Chaud	Cool/Froid
▲ 2700K	
Energy Used/Énergie utilisée	9 watts

Item# 1004947
9W LED BR30, WFL107 WW30

Lighting Facts/ Faits d'éclairage	
Per Bulb/Par l'ampoule	
Brightness/Luminosité	810 lumens
Estimated Yearly Energy Cost/ Coût énergétique annual estimé	\$1.08
Based on 3 hrs/day, 11¢/kWh. Cost depends on rates and use. / Basé sur 3 heures/jour, 11¢/kWh. Les coûts dépendent du tarif et de la fréquence d'utilisation.	
Life/Vie	22.8 years/ans
Based on 3 hrs/day. /Basé sur 3 heures/jour.	
Light Appearance/Apparence de l'éclairage	
Warm/Chaud	Cool/Froid
▲ 3000K	
Energy Used/Énergie utilisée	9 watts

Item# 1004946
11W LED BR40, WFL110 WW30

Lighting Facts/ Faits d'éclairage	
Per Bulb/Par l'ampoule	
Brightness/Luminosité	1000 lumens
Estimated Yearly Energy Cost/ Coût énergétique annual estimé	\$1.32
Based on 3 hrs/day, 11¢/kWh. Cost depends on rates and use. / Basé sur 3 heures/jour, 11¢/kWh. Les coûts dépendent du tarif et de la fréquence d'utilisation.	
Life/Vie	22.8 years/ans
Based on 3 hrs/day. /Basé sur 3 heures/jour.	
Light Appearance/Apparence de l'éclairage	
Warm/Chaud	Cool/Froid
▲ 3000K	
Energy Used/Énergie utilisée	11 watts

CAUTION:

The lamp may not be compatible with all dimmers. Use only 120V 60 Hz circuits. Do not open. No user serviceable parts inside. Reliable operating temperature is -4°F to 113°F. Suitable for dry and damp locations. Suitable for use in recessed fixtures, surface mount wall and ceiling luminaires, and portable luminaires. The device is not intended for use with emergency exit fixtures, emergency exit lights, photo controls, or electric timers. Not for use in totally enclosed luminaires. Do not use where exposed to water. This device complies with part 15 of the FCC Rules. Operation is subject to the following two conditions: (1) this device may not cause harmful interference, and (2) this device must accept any interference received, including interference that may cause undesired operation.