

For MODELS L100MHX395040K, **L100MHX395050K**, L80MHX395040K, L80MHX395050K, L45MHX395040K, L45MHX395050K, L45MHE265040K, L45MHE265050K, L24MHE395040K, L24MHE395050K, L24MHE265040K, L24MHE265050K, L19MHE265040K, and L19MHE265050K

**WARNING! RISK OF ELECTRIC SHOCK! DISCONNECT POWER AT FUSE OR CIRCUIT BREAKER BEFORE INSTALLING OR SERVICING!**

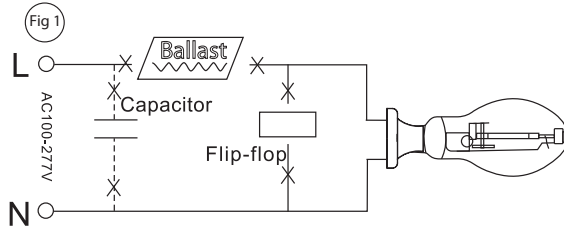
**STEP #1**



**POWER OFF**


TURN OFF POWER AT CIRCUIT BREAKER to prevent risk of electric shock.

**STEP #2**




Remove old ballast or disconnect from existing lamp holder. Remove and dispose of ballast in correct manner. Shown as Figure 1.

**STEP #3**



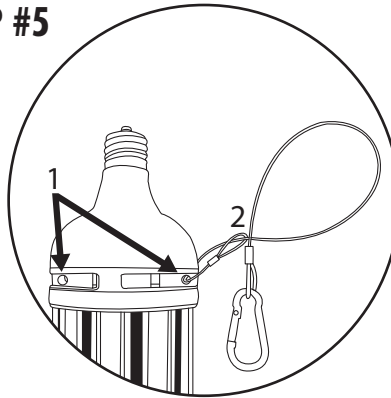
Reconnect directly to the existing lamp holder. Shown as Figure 2.

**STEP #4**



Install new LED replacement lamp. Shown as Figure 2. Please make sure old socket is correctly grounded.

**STEP #5**



If lamp being installed is over 60w, attach provided tether cable to lamp. Locate either entry hole(1) on lamp shown in diagram and feed looped end of tether cable(2) through hole. You may need to crimp with pliers first. Once through, take end with grappling clip through loop as shown, tighten and secure clip to safe location.

**STEP #6**



**POWER ON**

TURN ON POWER AT CIRCUIT BREAKER

**WARNING** – Operating degree: -29-60°C; Storage degree: -20-40°C.

**WARNING** – This fitting must be installed by competent approved electrical engineers.

**WARNING** – Please install the fitting as per detailed instructions. Do not amend or make any alterations to this structure or add/remove any components.

**WARNING** – Please insure the electrical circuit you are working on is disconnected and securely locked off at its source. Test and make sure the supply is dead and safe to work on.

**WARNING** – Under no circumstances must this fitting be dimmable controlled.

**WARNING** – For installation of 60W lamps or higher, fasten the lamp with safety cable to 60W safeguard against lamp falling.

**WARNING** – Do not take apart the lamps without our permit.

**WARNING** – Do not stare at the strong light for a long time as it may cause injury to eyes.