



LED HID Series

TCP's energy efficient LED HID lamps are an excellent choice for replacing traditional metal halide products. Designed for indoor and outdoor use where low maintenance and high lumen output is required.

Limitless options for the following applications:

- Warehouses
- Roadways
- Industrial Lighting
- Parking Lots
- Landscape Lighting

Great features and benefits:

- Replaces 400W, 250W, 175W, 100W and 70W metal halide lamps
- Operates on less energy than traditional metal halides
- Lasts 2.5 times longer than HID
- 360° (omni-directional) beam angle
- Universal 100-277V
- UL approved for damp locations
- Rated for open and enclosed fixture



L100MHX3950

L80MHX3950



L45MHX3950

L45MHE2650



L24MHE2650

L19MHE2650



LED
we know light.™





LED HID Series Specifications

LED 50,000 hours average rated life, Universal 100-277V

Applications

Ideal for indoor and outdoor light applications where high lumen output is needed.

- + Street Lights
- + Warehouses
- + Parking Lots
- + Landscape Lighting
- + Roadways
- + Industrial Lighting

Features	Benefits
Uses less energy than traditional metal halide products	Instant energy savings
Long life	Minimizes replacement and maintenance costs
UL approved for damp location	Outdoor use when protected from the elements — withstands humidity indoors/outdoors
Shatter resistant	Lower the risk of injury and breakage
Omni-directional / 360° beam angle	Full light distribution
Isolated driver	Allows for better heat dissipation
Rated for enclosed fixtures	Can be used in both open and enclosed fixtures
Surge protection benefit	100w and 80w have 6KV surge protection / 45w, 24w, and 19w have 4KV surge protection

Item Number

Notes	Type
-------	------



Specifications

Input Line Voltage:	100-277 VAC
Input Power	See Chart
Input Line Frequency	50/60HZ
Lamp Life (Rated)	50,000 hrs
Minimum Starting Temp	-40°C
Maximum Operating Temp	60°C
CRI	80



360°
(omni-directional) beam angle



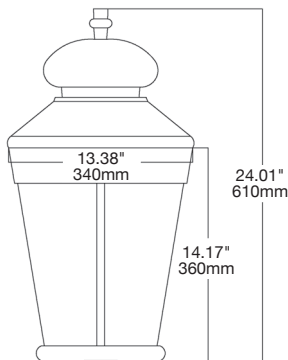


LED HID Series Specifications

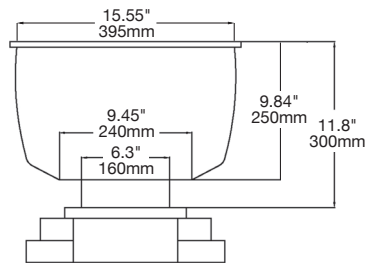
Item #	Description	DLC QPL*	Base	Voltage	Wattage	Metal Halide Comparison	Bare Lamp Lumens	LPW	CCT	CRI	M.O.L. (inches)	Diameter (inches)	Master Pack
100W LED HID**													
L100MHX395040K	LED 100W MH400 EX39 40K	●	EX39	100-277	100	400	13500	135	4000K	> 80	12.8	5.1	6
L100MHX395050K	LED 100W MH400 EX39 50K	●	EX39	100-277	100	400	14000	140	5000K	> 80	12.8	5.1	6
80W LED HID**													
L80MHX395040K	LED 80W MH250 EX39 40K	●	EX39	100-277	80	250	10400	130	4000K	> 80	11.6	5.1	6
L80MHX395050K	LED 80W MH250 EX39 50K	●	EX39	100-277	80	250	10800	135	5000K	> 80	11.6	5.1	6
45W LED HID**													
L45MHX395040K	LED 45W MH175 EX39 40K	●	EX39	100-277	45	175	5850	130	4000K	> 80	10.8	3.4	16
L45MHX395050K	LED 45W MH175 EX39 50K	●	EX39	100-277	45	175	6075	135	5000K	> 80	10.8	3.4	16
L45MHE265040K	LED 45W MH175 E26 40K		E26	100-277	45	175	5850	130	4000K	> 80	10.2	3.4	16
L45MHE265050K	LED 45W MH175 E26 50K		E26	100-277	45	175	6075	135	5000K	> 80	10.2	3.4	16
24W LED HID*													
L24MHE265040K	LED 24W MH100 E26 40K		E26	100-277	24	100	3120	130	4000K	> 80	6.7	2.5	16
L24MHE265050K	LED 24W MH100 E26 40K		E26	100-277	24	100	3240	135	5000K	> 80	6.7	2.5	16
19W LED HID*													
L19MHE265040K	LED 19W MH70 E26 40K		E26	100-277	19	70	2470	130	4000K	> 80	6.1	2.5	16
L19MHE265050K	LED 19W MH70 E26 50K		E26	100-277	19	70	2565	135	5000K	> 80	6.1	2.5	16

* DLC qualified product at time of printing, consult designlights.org for the most up-to-date listing.

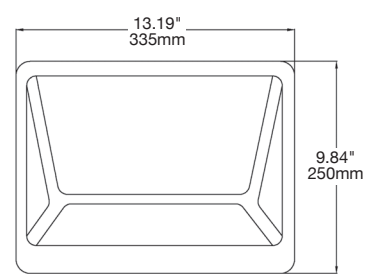
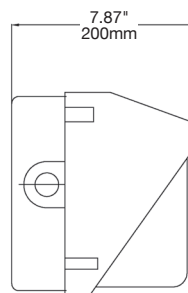
The above products are approved for enclosed fixtures with Minimum Lamp Compartment Dimensions as specified below in the represented images.



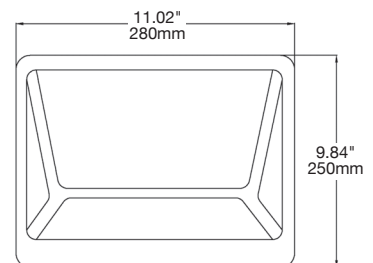
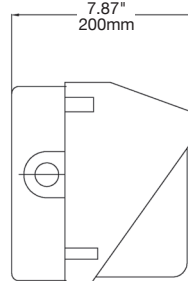
*** Pole Mount**
L100MH
L80MH
L45MH



*** Pendant Mount**
L100MH
L80MH



*** Wall Mount**
L45MH



*** Wall Mount**
L24MH
L19MH



To view our DLC qualified products, please consult the DLC Qualified Products List at www.designlights.org/qpl.



*Based on 12 hours use per day



TECHNOLOGY CAST IN A BEAUTIFUL LIGHT

For over 20 years, TCP has been designing, developing and delivering energy-efficient lighting into the market. Thanks to our cutting-edge technology and manufacturing expertise, we have shipped billions of high quality lighting products. With TCP, you can count on a lighting product that is designed to meet the needs of the market — that transforms your surroundings and envelopes you in warmth — lighting that generates beauty with every flip of the switch.

LED