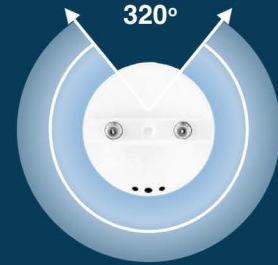


### Type-A I Ballast Compatible

Replaces 32W 4ft Fluorescent T8



#### Superior All-Around Light Distribution




### FEATURES

- Ballast Compatible to Existing Fixture - Plug-n-Play Installation
- Full Glass Lens with 320° Light Distribution
- Uniform Light Output From End-to-End
- Universal Input Voltage - 120-277V
- 1-Year, 50,000 Hr Warranty
- Instant-ON with No Flicker
- UL Listed



Proprietary IC-Driver design allows for high efficiency and exceptional longterm performance



ARCHIPELAGO® Light Engine produces uniform light output from end-to-end



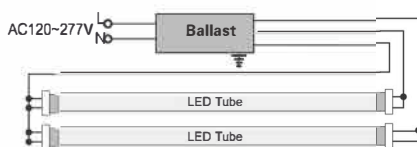
### Specifications and Technical (ECO T8 I Type-A)

MODEL	BASE TYPE	WATTS / EQV.	LUMEN	CCT	LENGTH	VOLTAGE	CRI	PF	CARTON QTY	LIGHT DISTRIBUTION
LBT8F1641B	Bi-Pin G13	18W / 32W	1650LM	4100K	4FT	120-277V	83	>0.9	25	320°
LBT8F1750B	Bi-Pin G13	18W / 32W	1700LM	5000K	4FT	120-277V	83	>0.9	25	320°
LBT8F2241B	Bi-Pin G13	18W / 32W	2200LM	4100K	4FT	120-277V	83	>0.9	25	320°
LBT8F2350B	Bi-Pin G13	18W / 32W	2300LM	5000K	4FT	120-277V	83	>0.9	25	320°

\* Suitable for use in totally enclosed fixtures

\*\* Suitable for damp locations. Not for use where exposed to the weather or moisture

#### Installation Configuration



#### Light Distribution

