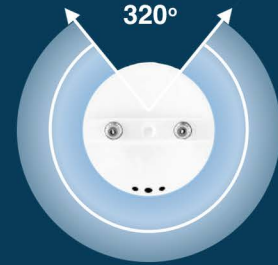


Type-B I Ballast Bypass

Replaces 32W 4ft Fluorescent T8



Superior All-Around Light Distribution




FEATURES

- Bypass the Existing Ballast - Easy Direct-Wire Installation
- Full Glass Lens with 320° Light Distribution
- Uniform Light Output From End-to-End
- Universal Input Voltage - 120-277V
- 3-Year, 50,000 Hr Warranty
- Instant-ON with No Flicker
- UL Listed



Proprietary IC-Driver design allows for high efficiency and exceptional longterm performance



ARCHIPELAGO® Light Engine produces uniform light output from end-to-end

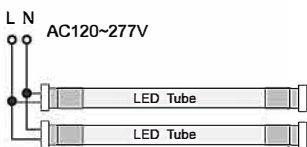


Specifications and Technical (ECO T8 I Type-B)

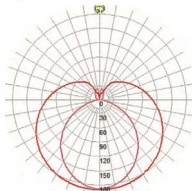
MODEL	BASE TYPE	WATTS / EQV.	LUMEN	CCT	LENGTH	VOLTAGE	CRI	PF	CARTON QTY	LIGHT DISTRIBUTION
LBP8F1641B	Bi-Pin G13	18W / 32W	1650LM	4100K	4FT	120-277V	83	>0.9	25	320°
LBP8F1750B	Bi-Pin G13	18W / 32W	1700LM	5000K	4FT	120-277V	83	>0.9	25	320°
LBP8F2241B	Bi-Pin G13	18W / 32W	2200LM	4100K	4FT	120-277V	83	>0.9	25	320°
LBP8F2350B	Bi-Pin G13	18W / 32W	2300LM	5000K	4FT	120-277V	83	>0.9	25	320°

- * Not for use where exposed to the weather or moisture
- ** Suitable for use in totally enclosed fixtures
- *** Suitable for damp locations.

Installation Configuration



Light Distribution



CAUTION: Single-ended input CANNOT be used with shunted lampholders

Non-Shunted:



Shunted:



WARNING – To prevent wiring damage or abrasion, do not expose wiring to edges of sheet metal or other sharp objects.

WARNING – To avoid potential fire or shock hazard, do not use this retrofit kit in luminaires employing shunted bi-pin lamp holders. Note: Shunted lamp holders are found only in fluorescent luminaires with Instant-Start ballasts.

