

PL H 14.5W DIR TITANIUM LED SERIES



PL:EDGE
SERIES

14.5W REPLACES



42W
CFL

60% Energy Savings

PRO



- ⌚ High output 1800lm
- ⌚ Easy to install - Plug & Play Direct
- ⌚ Ballast output power control technology
- ⌚ Compatible with most 42W, 32W & 26W electronic ballasts
- ⌚ Dimmable on 0-10V circuits
- ⌚ Available in 3000K, 3500K & 4000K CCT



50,000 H




BALLAST
COMPATIBLE



DiRect



WARRANTY



82
CRI (Ra)



DIMMABLE



DESIGNED FOR HORIZONTAL APPLICATIONS




PL H 14.5W DIR TITANIUM LED SERIES

APPLICATIONS

Retail




Hospitality



Office



Base: G24q & GX24q (4-pin CFL)
Voltage: Ballast compatible 120-277V
Dimmable: Yes
PF: 0.9
Lifetime: 50,000 hrs
Weight: 0.52lb / 236g



Note: This lamp may not fit in all 8" recessed cans. It is recommended a test installation be performed prior to the final installation.

SPECIFICATIONS

Model	Product	Power (W)	CCT	CRI (typ.)	Lumens	LPW	Beam Angle
14.5PLH/830/DIR	98244	14.5	Warm White 3000K	82	1700	117	110°
14.5PLH/835/DIR	98245	14.5	Neutral White 3500K	82	1750	121	110°
14.5PLH/840/DIR	98246	14.5	Cool White 4000K	82	1800	124	110°

* Suitable for damp locations. Not for use where directly exposed to weather or water

** Not intended for use in enclosed fixtures