

# PAR30 19.5W HO 277V TITANIUM LED SERIES



PRO



19.5W REPLACES



75W Hal.  
39W CMH

80% Energy Savings

- Direct line voltage 120-277V - Not compatible with ballasts
- Replaces 75W Halogen & 39W CMH
- High 8160 candela output
- Powerful light output 1800 lumens
- Exceptional efficacy 92 LPW in Warm White
- Even beam distribution



50,000 H



UNIVERSAL



EFFICACY



WARRANTY



CRI (Ra)



NON ENCL.

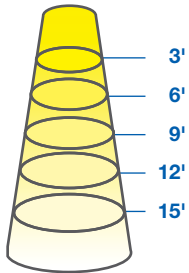


HIGH CANDELA OUTPUT - SUPERIOR PERFORMANCE



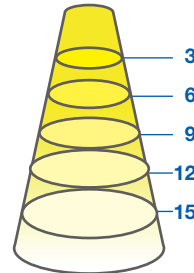
## ILLUMINANCE & CANDELA DISTRIBUTION

19.5PAR30HO/930NF25/277V

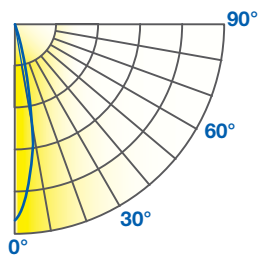


| Diameter | Footcandles |
|----------|-------------|
| 1.3      | 907         |
| 2.7      | 227         |
| 4.0      | 101         |
| 5.3      | 57          |
| 6.7      | 36          |

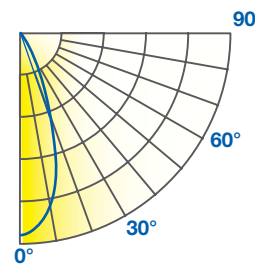
19.5PAR30HO/930FL40/277V



| Diameter | Footcandles |
|----------|-------------|
| 2.2      | 378         |
| 4.4      | 94          |
| 6.6      | 42          |
| 8.7      | 24          |
| 10.9     | 15          |

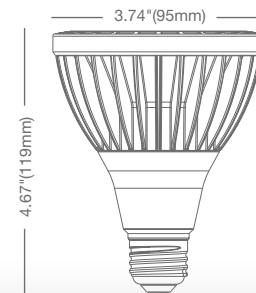


| Degree | Candela |
|--------|---------|
| 0      | 8160    |
| 5      | 6726    |
| 15     | 2339    |
| 25     | 603     |
| 35     | 232     |
| 45     | 94      |



| Degree | Candela |
|--------|---------|
| 0      | 3400    |
| 5      | 3303    |
| 15     | 2193    |
| 25     | 896     |
| 35     | 258     |
| 45     | 88      |

- Base:** E26
- Voltage:** 120-277V
- Dimmable:** No
- PF:** 0.9
- Lifetime:** 50,000 hrs
- Weight:** 0.89lb / 404g



## SPECIFICATIONS

| Model                    | Product | Power (W) | CCT              | CRI (typ.) | Lumens | LPW | Beam Angle | CBCP (cd) |
|--------------------------|---------|-----------|------------------|------------|--------|-----|------------|-----------|
| 19.5PAR30HO/930NF25/277V | 98206   | 19.5      | Warm White 3000K | 90         | 1800   | 92  | NF 25°     | 8160      |
| 19.5PAR30HO/930FL40/277V | 98207   | 19.5      | Warm White 3000K | 90         | 1800   | 92  | FL 40°     | 3400      |
| 19.5PAR30HO/940NF25/277V | 98208   | 19.5      | Cool White 4000K | 90         | 1800   | 92  | NF 25°     | 8160      |
| 19.5PAR30HO/940FL40/277V | 98209   | 19.5      | Cool White 4000K | 90         | 1800   | 92  | FL 40°     | 3400      |

\* Not intended for use in totally enclosed fixtures

\*\* Suitable for damp locations. Not for use where directly exposed to the weather or water