



California Quality LED Lamps

TCP's California Quality High CRI LED line offers exceptional color consistency and rendering while meeting all requirements for Title 24 JA8-2016-E, Title 20, and ENERGY STAR.

Limitless options for the following applications:

- Track Lights
- Display Lights
- General Lighting
- Table and Floor Lamps
- Ceiling Fixtures and Sconces
- Outdoor Fixtures that protect lamps from the elements
- Recessed, 4", and 5"/6" downlight applications

Great features and benefits:

- Meets all Title 24 JA8-2016-E, Title 20, and ENERGY STAR requirements
- Excellent color consistency (CRI)
- High CRI lamps available in PARs, BRs, A-Lamps and Recessed Retrofit Downlights
- Smooth, uniform dimming
- 90W, 75W, 65W, 60W and 50W replacements
- Long Life for lamps: 25,000/15,000 hours
Recessed Retrofits: 35,000 hours
- Available in 2700K and 3000K



LED
we know light.™





California Quality LED Lamp Specifications

Smooth Uniform Dimming

LED	15,000/25,000/35,000 hours average rated life, 120 volts
------------	--


Applications:

Ideal for all dimmable applications and areas where high color rendering is desired.

- ✦ Recessed, 4", and 5"/6" Retrofit Downlights
- ✦ Track and Display Lights
- ✦ Outdoor Fixtures that protect lamps from the elements
- ✦ General Lighting
- ✦ Table and Floor Lamps
- ✦ Ceiling Fixtures and Sconces





Features	Benefits
Excellent Color Consistency and CRI	Enhances colors of focal point while maintaining uniformity throughout lighting installation from lamp to lamp
Up to 80% less energy than halogen alternatives	Instant energy savings
Long life	Minimizes replacement and maintenance costs
Smooth outside housing	Seamlessly blends into lighting applications
Very low heat generation	Perfect for sensitive display lighting such as art galleries
UL approved for damp location, wet location and enclosed fixtures	Can be used outdoors when protected from elements, withstands humidity indoors/outdoors
Shatter resistant	Lower the risk of injury and breakage



Specifications

Input Line Voltage: 120V
 Input Line Frequency 50/60HZ





California Quality LED Lamp Specifications

Smooth Uniform Dimming

Item #	Description	ENERGY STAR	Voltage	Min/Max Start Temp	Wattage	Replacement	Lumens	LPW	Hours	Beam Angle	M.O.L. (inches)	Diameter (inches)	CCT	Enclosed Fixture	Base Type	CRI*	R9*	
FILAMENT A-LAMP																		
LFF60A19D1527KCQ	LED 9W Filament A19 DIM 27K	Yes	120	-30°C/40°C	9	60	810	90	15,000	OMNI	4.3	2.4	2700K	Yes	E26	90	50	
A-LAMP																		
L6A19D1527KCQ	LED 5.5W A19 DIM 27K T20 JA8	Yes	120	-20°C/40°C	5.5	40	450	81.8	15,000	OMNI	4.3	2.4	2700K	Yes	E26	90	50	
L6A19D1530KCQ	LED 5.5W A19 DIM 30K T20 JA8	Yes	120	-20°C/40°C	5.5	40	450	81.8	15,000	OMNI	4.3	2.4	3000K	Yes	E26	90	50	
L10A19D1527KCQ	LED 10W A19 DIM 27K T20 JA8	Yes	120	-20°C/40°C	10	60	800	80.0	15,000	OMNI	4.6	2.4	2700K	Yes	E26	90	50	
L10A19D1530KCQ	LED 10W A19 DIM 30K T20 JA8	Yes	120	-20°C/40°C	10	60	800	80.0	15,000	OMNI	4.6	2.4	3000K	Yes	E26	90	50	
L12A19D1527KCQ	LED 12W A19 DIM 27K T20 JA8	Yes	120	-20°C/40°C	12	75	1100	91.7	15,000	OMNI	4.6	2.4	2700K	Yes	E26	90	50	
L12A19D1530KCQ	LED 12W A19 DIM 30K T20 JA8	Yes	120	-20°C/40°C	12	75	1100	91.7	15,000	OMNI	4.6	2.4	3000K	Yes	E26	90	50	
L11A19GUD2527KCQ	LED 11W A19 GU24 DIM 27K T20 JA8	Yes	120	-30°C/40°C	11	60	900	81.8	25,000	OMNI	4.8	2.4	2700K	Yes	GU24	90	50	
L11A19GUD2530KCQ	LED 11W A19 GU24 DIM 30K T20 JA8	Yes	120	-30°C/40°C	11	60	900	81.8	25,000	OMNI	4.8	2.4	3000K	Yes	GU24	90	50	
PAR30																		
L10P30D2527KFLW95	LED 10W P30 DIM 27KFL WET 95	Yes	120	-30°C/40°C	10	75	750	75.0	25,000	40°	4.8	3.8	2700K	Yes	E26	90	50	
L10P30D2530KFLW95	LED 10W P30 DIM 30KFL WET 95	Yes	120	-30°C/40°C	10	75	750	75.0	25,000	40°	4.8	3.8	3000K	Yes	E26	90	50	
PAR20																		
L8P20D2527KFLCQ	LED 8W P20 DIM 27K FL T20 JA8	Yes	120	-30°C/40°C	8	50	500	62.5	25,000	40°	3.5	2.5	2700K	Yes	E26	90	50	
BR30																		
L9BR30D2527K95	LED 9W BR30 DIM 27K HICRI	Yes	120	-30°C/40°C	9	65	650	72.2	25,000	110°	4.6	3.7	2700K	Yes	E26	90	50	
L9BR30D2530K95	LED 9W BR30 DIM 30K HICRI	Yes	120	-30°C/40°C	9	65	650	72.2	25,000	110°	4.6	3.7	3000K	Yes	E26	90	50	
BR40																		
L16BR40D2527K95	LED 16W BR40 DIM 27K T20 JA8	Yes	120	-30°C/40°C	16	85	1200	75.0	25,000	110°	6.6	5.0	2700K	Yes	E26	90	50	
L16BR40D2530K95	LED 16W BR40 DIM 30K T20 JA8	Yes	120	-30°C/40°C	16	85	1200	75.0	25,000	110°	6.6	5.0	3000K	Yes	E26	90	50	
R20																		
L7R20D2527K95	LED 7W R20 DIM 27K HICRI	Yes	120	-30°C/40°C	7	50	525	75.0	25,000	110°	3.9	2.5	2700K	Yes	E26	90	50	
L7R20D2530K95	LED 7W R20 DIM 30K HICRI	Yes	120	-30°C/40°C	7	50	525	75.0	25,000	110°	3.9	2.5	3000K	Yes	E26	90	50	
GU MR16																		
L8GU10MR16D2530KFLCQ	LED 7W GU10 MR16 DIM 30K FL T20 JA8	Yes	120	-30°C/40°C	7	50	500	71.4	25,000	40°	2.5	2.0	3000K	Yes	GU10	90	50	
4" DOWNLIGHTS																		
L9DR4D3527K95	LED 9W DR4 DIM 27K HI CRI	Yes	120	-30°C/40°C	9	50	550	61.1	35,000	90°	4.0	5.2	2700K	Yes	E26	90	50	
L9DR4D3530K95	LED 9W DR4 DIM 30K HI CRI	Yes	120	-30°C/40°C	9	50	550	61.1	35,000	90°	4.0	5.2	3000K	Yes	E26	90	50	
5/6" DOWNLIGHTS																		
L11DR56D3527K95	LED 11W DR56 DIM 27K HI CRI	Yes	120	-30°C/40°C	11	65	700	63.6	35,000	100°	5.0	7.4	2700K	Yes	E26	90	50	
L11DR56D3530K95	LED 11W DR56 DIM 30K HI CRI	Yes	120	-30°C/40°C	11	65	750	68.2	35,000	100°	5.0	7.4	3000K	Yes	E26	90	50	
DECO FILAMENTS																		
LFB11C4027KDCQ	LED 4.5W B11 E12 FIL 27K T20	Yes	120	-20°C/40°C	4.5	40	350	77.8	15,000	DECO	3.8	1.3	2700K	Yes	E12	90	50	
LFG254027KDCQ	LED 4.5W G25 FIL 27K T20 JA8	Yes	120	-20°C/40°C	4.5	40	350	77.8	15,000	DECO	4.5	3.1	2700K	Yes	E26	90	50	
Discrete PARs, Wet Location Rated																		
PAR38																		
LD19P38D2530KFLCQ	LED 18.5W PAR38 DIM FL WL 95	Yes	120	-20°C/40°C	18.5	120	1390	75.1	25,000	40°	5.1	4.6	3000K	No	E26	90	50	
LD19P38D2530KNFLCQ	LED 18.5W PAR38 DIM NFL WL 95	Yes	120	-20°C/40°C	18.5	120	1390	75.1	25,000	25°	5.1	4.6	3000K	No	E26	90	50	
PAR30																		
LD13P30D2530KFLCQ	LED 13W PAR30 DIM FL WL 95	Yes	120	-20°C/40°C	13	75	900	69.2	25,000	40°	4.6	3.6	3000K	No	E26	90	50	
LD13P30D2530KNFLCQ	LED 13W PAR30 DIM NFL WL 95	Yes	120	-20°C/40°C	13	75	900	69.2	25,000	25°	4.6	3.6	3000K	No	E26	90	50	
PAR30 Shortneck																		
LD13P30SD2530KFLCQ	LED 13W PAR30S DIM FL WL 95	Yes	120	-20°C/40°C	13	75	900	69.2	25,000	40°	3.5	3.7	3000K	No	E26	90	50	
LD13P30SD2530KNFLCQ	LED 13W PAR30S DIM NFL WL 95	Yes	120	-20°C/40°C	13	75	900	69.2	25,000	25°	3.5	3.7	3000K	No	E26	90	50	

3 YEAR WARRANTY*

5 YEAR WARRANTY*

*Based on 12 hours use per day



TECHNOLOGY CAST IN A BEAUTIFUL LIGHT

For over 20 years, TCP has been designing, developing and delivering energy-efficient lighting into the market. Thanks to our cutting-edge technology and manufacturing expertise, we have shipped billions of high quality lighting products. With TCP, you can count on a lighting product that is designed to meet the needs of the market — that transforms your surroundings and envelopes you in warmth — lighting that generates beauty with every flip of the switch.

