



LED Round High Bay Luminaires

Great Features/Benefits

TCP's easy-to-install LED Round High Bay Luminaires have a sleek, robust design that can be paired with optional reflectors to meet a variety of application needs.

Combining long life and outstanding efficacy up to 140LPW, TCP offers a cost effective solution to maximize energy and maintenance savings. These LED luminaires instantly deliver brilliant white light, eliminating long warm-up times experienced with HID fixtures.

- Energy efficient design delivers up to 140 LPW
- Smooth, uniform 0-10V dimming
- Instant on
- Long life: 50,000 hours
- Heavy duty die-cast aluminum housing
- IP65 wet location rated
- Ideal for:
 - Warehouses & Distribution Centers
 - Commercial Facilities
 - Aisles (Open & Stock)
 - Retailers
 - Schools & Municipalities
 - Field Houses & Gymnasiums
 - Open Ceiling Designs



5 YEAR WARRANTY



LED Round High Bay Luminaires

Features/Benefits

Up to 78% less energy than HID alternatives	Instant energy savings; potential rebate eligibility
Long 50,000 hour rated life	Significantly reduce maintenance labor & material costs
Hanging hook (standard) and pendant mount adapter	Easy to install
Mercury free	Great for all environments
IP65 Rated	UL approved for wet locations

Specifications

Input Line Voltage	120-277VAC & 347-480VAC
Input Line Frequency (Hz)	50/60HZ
Wattage (W)	100W, 150W, 200W, 240W
Lumens (L)	14,000, 21,000, 28,000 & 33,600
Lumens per Watt (LPW)	>130
Rated Life	50,000 hours
Minimum Starting Temperature	-20°C (-4°F)
Maximum Operating Temperature	50°C (122°F)
CRI	>80
Power Factor	>0.95
THD	<20%
Ratings	cULus wet location rated, IP65
Controls	0-10V dimming (standard)

Replacement Comparison

TYPE	WATTAGE	ENERGY SAVINGS (%)
TCP LED Round High Bay – 14,000 Lumens	100W	—
250W Metal Halide	295W	64%
TCP LED Round High Bay – 21,000 Lumens	150W	—
400W Metal Halide	458W	67%
TCP LED Round High Bay – 28,000 Lumens	200W	—
400W Metal Halide	458W	56%
TCP LED Round High Bay – 33,600 Lumens	240W	—
1000W Metal Halide	1080W	78%



LED Round High Bay



LED Round High Bay with aluminum reflector



LED Round High Bay with acrylic refractor



RoHS
COMPLIANT



5 YEAR
WARRANTY

Applications

The TCP LED Round High Bay is ideal for replacing traditional metal halide high bay systems. Benefits include high efficiency, excellent color rendering, long life, instant on, and improved uniformity.

Suggested mounting heights from 40' - 60' with primary applications including warehousing, commercial facilities, manufacturing facilities, open and stack aisle applications and gymnasiums.

Construction

- Housing: durable die-cast aluminum
- Lens: glass
- Finish: powder coated, post-painted black
- Easy-to-install with hanging hook (standard) or optional pendant mount adapter
- Sleek, stylish design

Electrical

- cULus wet location rated, IP65
- 0-10V dimming driver (standard)
- System rated for long 50,000 hour life
- Efficiently delivers up to 140 LPW

Optics

- 120° beam angle (without reflectors)
- Optional reflectors available to minimize glare
- Multiple reflector options to fit a variety of applications and aesthetic needs



Listings

cULus Listed – wet location rated
IP65 Rated
RoHS Compliant
DLC v4.2 Premium
NSF/ANSI 2 – Food Equipment

Warranty

Five year limited warranty against defects in manufacturing.

Lumen Maintenance Factor (LMF)

	36,000 Hours ¹	50,000 Hours ¹	100,000 Hours ²	Reported L70 (hours) ¹
TCPHBRUZA2XXK	95.20%	94.06%	90.1%	>61,000
TCPHBRUZA3XXK	94.69%	93.36%	88.77%	>61,000
TCPHBRUZA4XXK	93.85%	92.22%	86.60%	>61,000
TCPHBRUZA5XXK	93.54%	91.79%	85.79%	>61,000

¹ IESNA TM-21-11 projected value within 6X IESNA LM-80-08 total test duration of 10,100 hours.

² IESNA TM-21-11 calculated value exceeds 6X IESNA LM-80-08 total test duration of 10,100 hours.

Catalog Ordering Matrix

Example: HBRUZA250K

TCP	HBR		ZD		
BRAND	FAMILY	VOLTAGE	CONTROLS/DIMMING	LUMEN PACKAGE (Power) ¹²	COLOR TEMPERATURE
TCP	HBR Round High Bay	U – 120V-277V H – 347-480V	ZD – 0-10V Dimming	A2 – 14,000L (100W) A3 – 21,000L (150W) A4 – 28,000L (200W) A5 – 33,600L (240W)	40K – 4000K 50K – 5000K

¹ Approximate lumen output. Actual performance may vary based on CCT, options selected and end user application.

² Actual wattage may differ by +/- 10%.

AVAILABLE ACCESSORIES (ordered separately)

HBRPMA34 – ¾" Pendant mount adapter (100W & 150W models)

HBRPMA34B – ¾" Pendant mount adapter (200W & 240W models)

HBRSENSOR1 – Wet location rated daylight harvesting occupancy sensor

HBRRALUM90 – 90 degree aluminum reflector

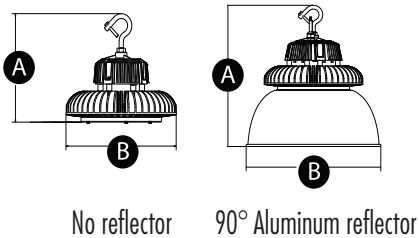
HBRACREFL – Acrylic refractor

HBRACLENS – Acrylic lens for HBRACREFL

****Other reflector options available by special order. Contact manufacturer for more information.****

Dimensions

100W - 150W / 120 - 277V



100W(120° NO REFLECTOR)

A 227mm B 260mm

100W(90° REFLECTOR)

A 377mm B 355mm

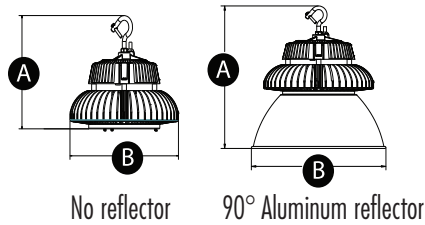
150W(120° NO REFLECTOR)

A 227mm B 260mm

150W(90° REFLECTOR)

A 377mm B 350mm

200W - 240W / 120 - 277V



200W(120° NO REFLECTOR)

A 248mm B 290mm

200W(90° REFLECTOR)

A 398mm B 355mm

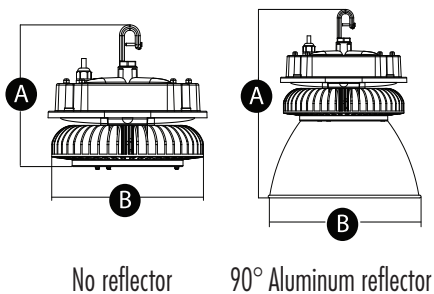
240W(120° NO REFLECTOR)

A 258mm B 290mm

240W(90° REFLECTOR)

A 408mm B 355mm

100W - 150W / 347 - 480V



100W(120° NO REFLECTOR)

A 219mm B 260mm

100W(90° REFLECTOR)

A 369mm B 355mm

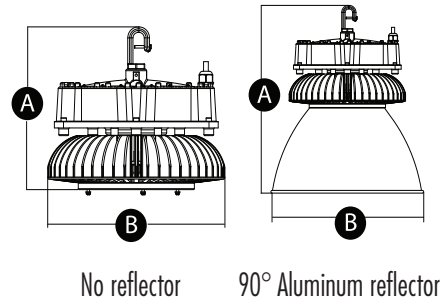
150W(120° NO REFLECTOR)

A 219mm B 260mm

150W(90° REFLECTOR)

A 369mm B 355mm

200W - 240W / 347 - 480V



200W(120° NO REFLECTOR)

A 253mm B 290mm

200W(90° REFLECTOR)

A 403mm B 355mm

240W(120° NO REFLECTOR)


A 263mm B 290mm

240W(90° REFLECTOR)

A 413mm B 355mm

Photometric Report

Based on photometric data for
TCP Item #TCPHBRUZDA240K



Zonal Lumen Summary		
Zone	Lumen	% Luminaire
0-30	3,803.0	28.3%
0-40	6,281.6	46.8%
0-60	11,166.2	83.2%
60-90	2,248.6	16.7%
70-100	678.1	5.1%
90-120	4.2	0%
0-90	13,414.8	99.9%
90-180	11.8	0.1%
0-180	13,426.7	100%

