

FEATURES & SPECIFICATIONS

INTENDED USE

Suitable for emergency lighting applications such as stairways and hallways.

Certain airborne contaminants can diminish the integrity of acrylic and/or polycarbonate.

CONSTRUCTION

Injection-molded, flame-retardant, high-impact, thermoplastic housing with snap-fit design components with LED lamps for easy installation. Universal J-box pattern (j-box not included). Track and swivel arrangement permits full range of lamp adjustment.

OPTICS

The typical life of the LED is 10 years. Two 1W LED lamps for emergency light.

ELECTRICAL

Dual-voltage input 120V or 277V AC. Emergency unit provided with test switch, status indicator, and rechargeable battery. Maintenance-free nickel-cadmium battery provides 90 minutes of emergency power.

Optional high-output battery to power both local and optional LED remote lamp heads simultaneously. The HO option provides additional 3W of LED remote capacity (up to 2 LED remote heads).

INSTALLATION

Wall mount only (not suitable for ceiling mount).

LISTINGS

UL Listed. Meets UL 924, NFPA 101, NFPA 70-NEC, California Energy Commission Title 20 section 1605.3 (W) (4), FCC and OSHA illumination standards. Indoor damp location 50°F to 104°F (10°C to 40°C) listed standard.

WARRANTY

2-year limited warranty.

All life safety equipment, including emergency lighting for path of egress must be maintained, serviced, and tested in accordance with all National Fire Protection Association (NFPA) and local codes. Failure to perform the required maintenance, service, or testing could jeopardize the safety of occupants and will void all warranties.

NOTE: Actual performance may differ as a result of end-user environment and application.

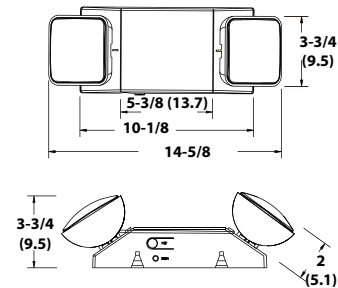
All values are design or typical values, measured under laboratory conditions at 25 °C.

Specifications subject to change without notice.

Emergency Light

EU2C

LED Lamps



Weight (shipping): 1.7 lbs. (0.77 kgs.)

All dimensions are inches (centimeters) unless otherwise indicated.

ORDERING INFORMATION

For shortest lead times, configure product using **bolded options**.

Example: EU2C

Series	Housing Color	Options
EU2C Emergency Light	(Blank) White B Black	(Blank) Not Required HO High Output SD Self Diagnostics ¹

Notes:

- SD not available with HO (High Output).

Accessories: Order as separate items.	
ELA WG1	Wireguard (back mount only)
ELA Q L0304	Single LED indoor remote head, white, 1.5W, 3.6V ²
ELA T Q L0304	Twin LED indoor remote head, white, 3W, 3.6V ²
ELA QWP L0304	Single LED weather-proof remote head, gray, 1.5W, 3.6V ²
ELA T QWP L0304	Twin LED weather-proof remote head, gray, 1.5W, 3.6V ²

Notes:

- Available with HO option only.

Description	Supply Voltage	Input Wattage		Input Amps	
		120	277	120	277
Standard (No Options)	120/277	.56	.70	.072	.072
High Output Option (HO)	120/277	.81	1	.12	.12
Self Diagnostic Option (SD)	120/277	.06	.75	.09	.09

Battery	Remote Capacity*	Maximum# Remote Lamp Heads*
3.6V	3W	2 - ELA Q L0304
		1 - ELA T Q L0304
		2 - ELA QWP L0304
		1 - ELA T QWP L0304

* These are in addition to the lamp heads on the product

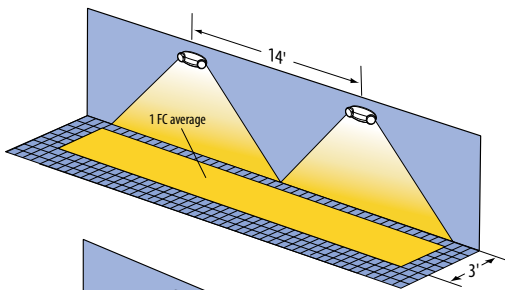
SPACING GUIDELINES

*Note: To see complete photometric report or download the .ies file for this product, visit Lithonia Lighting EU2C home page.

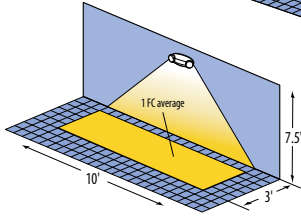
Maximum Spacing Guidelines — EU2C ¹						
Mounting Height	Illumination Level	Single Luminaire		Multiple Luminaires		Application Notes
		3' Path of Egress	6' Path of Egress	3' Path of Egress	6' Path of Egress	
7.5'	1FC Avg	10'	6'	14'	11'	100' Corridor 8' wide, and 9' high with 80/50/20 reflectances

Notes:

1. Also meets the additional illumination requirements of NFPA 101: .1FC minimum and max/min ratio of 40:1.



Example of multiple EU2C luminaires illuminating a 3' path of egress.



Example of single EU2C illuminating a 3' path of egress.