

Wafer™ LED MVOLT

Recessed Downlighting for Shallow Ceiling Plenum Applications

Ultra-Thin Recessed Downlighting with Remote Driver Box for Quick, Simple and Housing-Free Installation.

Affordable, Wafer 4", 6" and 8" LED Downlights provide high-quality light output and efficiency while eliminating the need for recessed housings. The innovative, slim design allows for easy retrofit, remodel or new construction installation from below the ceiling. **With its narrow design, the Wafer can be installed in applications with only 2" plenum clearance.** The Wafer LED downlight is wet location listed – making it ideal for use in a breadth of outdoor residential, hospitality, commercial and multifamily applications.

Key Features:

- Quality, housing-free downlighting ideal for shallow ceilings
- IC rated – safe to install in direct contact with insulation
- Edge-lit LED technology provides even illumination
- Available in 2700K, 3000K, 3500K, 4000K, and 5000K color temperatures
- Universal 120-277V, 50/60Hz remote driver box
- 0 to 10V dimming down to 10%
- Suitable for wet locations



4" Wafer LED Downlight



6" Wafer LED Downlight

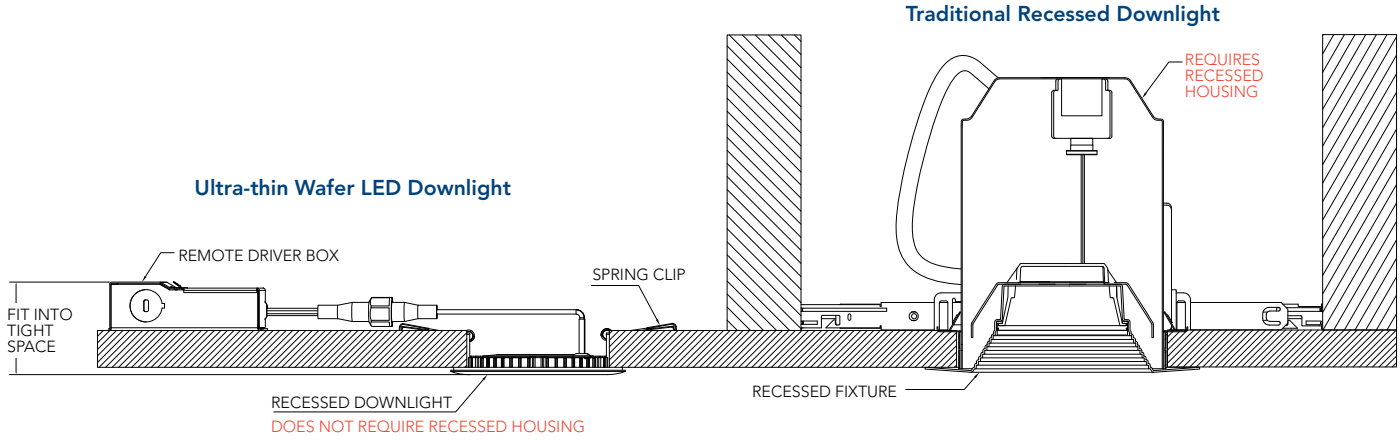


8" Wafer LED Downlight

Wafer™ LED MVOLT Recessed Downlight

The ultra-thin Wafer LED redefines recessed downlighting installations. With the narrow design and remote driver box, the Wafer LED can be installed in confined, hard to reach spaces such as closets, bathrooms, hallways, stairwells and outside soffits. These and other areas with a shallow plenum often make it impossible to install traditional recessed housings.








Make installation quick and simple with the Wafer LED series.



Ordering Information

EXAMPLE: WF8 LED 30K MVOLT 90CRI MW

Wafer LED MVOLT

Series	Lamp	CCT/W/Lumens	Voltage	CRI	Finish	Accessories: Order as separate catalog number.
WF4	4" round Wafer LED downlight	27K 2700K/10.6W/660L 30K 3000K/9.6W/675L 35K 3500K/10.2W/740L 40K 4000K/10W/765L 50K 5000K/10.4W/780L	(blank) 120V Only	(blank) 80CRI 90CRI 90CRI	MW Matte White MB Matte Black BN Brushed Nickel ORB Oil-Rubbed Bronze SN ¹ Satin Nickel	WF8643 Pan U Universal new construction pan WFJB U Remodel joist bar for 4" & 6"
WF6	6" round Wafer LED downlight	27K 2700K/13.8W/1000L 30K 3000K/13W/1020L 35K 3500K/13.4W/1100L 40K 4000K/13.6W/1200L 50K 5000K/14.4W/1210L	MVOLT Multi-Volt 120-277V		 Matte White  Matte Black  Brushed Nickel  Oil Rubbed Bronze  Satin Nickel	
	LL LED Low Lumen LED	27K 2700K/12.7W/780L 30K 3000K/12.6W/865L 35K 3500K/12W/840L 40K 4000K/12.9W/944L 50K 5000K/12W/900L				
WF8	8" round Wafer LED downlight	30K 3000K/20W/1620L 35K 3500K/20W/1650L 40K 4000K/20W/1680L 50K 5000K/20W/1710L				
WF4 SQ B	4" square Wafer LED downlight, baffle trim	27K 2700K/10.4W/610L 30K 3000K/10.3W/620L 35K 3500K/10.2W/630L 40K 4000K/10.2W/650L 50K 5000K/10.2W/670L			Brushed Nickel	
WF4 SQ S	4" square Wafer LED downlight, smooth trim					
WF6 SQ B	6" square Wafer LED downlight, baffle trim	27K 2700K/13.9W/860L 30K 3000K/13.4W/880L 35K 3500K/13.2W/900L 40K 4000K/13.9W/920L 50K 5000K/14W/980L			Oil Rubbed Bronze	
WF6 SQ S	6" square Wafer LED downlight, smooth trim					
WF8 SQ B	8" square Wafer LED downlight, baffle trim	30K 3000K/17.9W/1475L 35K 3500K/18.4W/1490L 40K 4000K/18.4W/1500L 50K 5000K/18.3W/1520L			Satin Nickel	
WF8 SQ S	8" square Wafer LED downlight, smooth trim					

¹ Available with WF8.

