

## FEATURES & SPECIFICATIONS

**INTENDED USE** — The 8" Wafer™ LED Downlight with Switchable White provides high-quality light output and efficiency featuring a switch for easy color temperature adjustment - while eliminating the need for recessed housings. The innovative, slim design allows for easy retrofit, remodel or new construction installation from below the ceiling. The Wafer LED downlight is wet location listed – making it ideal for use in a breadth of outdoor residential, hospitality, commercial and multifamily applications.

**CONSTRUCTION** — Aluminum die cast outer frame. Durable, powder coat paint to prevent rust. FT6 plenum rated cable connector to connect from module to remote driver box. IC rated driver with convenience and value of two remote selectable color temperature options, each with a setting choice to chose either 2700K, 3000K, and 3500K or 3000K, 4000K, and 5000K using the switch. Isolated driver integrated inside steel remote box with four 7/8" knockouts with slots for pryout. Suitable for pulling wires with the 12 cubic-inch wiring compartment to accommodate up to (6) 14 gauge insulated conductors, making the Wafer LED Downlights much easier to wire in 2in/2out (plus ground) daisy-chain applications and contractor friendly.

**INSTALLATION** — Ideal for shallow ceiling plenum; no housing required. Steel spring clip for easy installation. 8" cut out template is provided to ensure the correct size hole is cut into ceiling for proper installation of the trim. Size of hole should not exceed 8 1/4 inches for this product. Suitable for installation in t-grid and drop ceiling applications. 2" plenum space required for installation of the remote driver box.

**OPTICS** — Edge-lit LED technology uses light guided plate to distribute light. Polycarbonate lens provides even illumination throughout the space.

**ELECTRICAL** — Connect directly to 120V power supply via provided UL recognized driver. High efficient driver with power factor > 0.9. Ambient operating temperature: -40°F (-40°C) to +104°F (+40°C). Dimming down to 10% with most standard incandescent dimers (see list of approved dimmers). Replaces 100W incandescent.

**LISTINGS** — CSA certified to US and Canadian safety standards. ENERGY STAR® certified product. Wet location listed. Air Tight certified in accordance with ASTM E283-2004. Can be used to comply with California Title 24 Part 6 High Efficacy LED light Source Requirements.

**WARRANTY** — 5-year limited warranty. Complete warranty terms

**Note:** Actual performance may differ as a result of end-user environment and application.

All values are design or typical values, measured under laboratory conditions at 25 °C.

Specifications subject to change without notice.

### Wafer™ LED Recessed Downlight

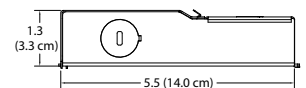
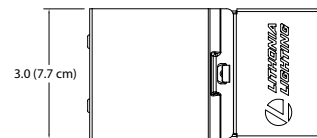
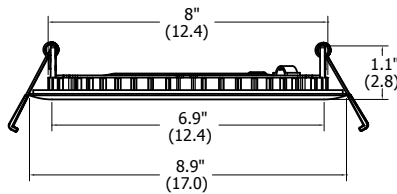
# WF8 8" LED Switchable White Color Temperature

IC/Non-IC  
New Construction/Remodel



#### Specifications

Aperture:	6.9"
Ceiling opening:	8"
Over lamp trim:	8.9"
Height :	1.1"
All dimensions are in inches (centimeters) unless otherwise indicated.	



#### ORDERING INFORMATION

For shortest lead times, configure product using **standard options (shown in bold)**.

**Example:** WF8 LED 30K40K50KT 90CRI MW

WF8 Series	Lamp	CCT/W/Lumens	CRI	Finish
<b>WF8</b> 8" wafer-thin LED downlight	<b>LED</b> <b>LED</b>	<b>27K30K35K</b> 2700K/20W/1630L 3000K/20W/1800L 3500K/20W/1740L	<b>90CRI</b> <b>90CRI</b>	<b>MW</b> Matte white <b>MB</b> Matte black <b>SN</b> Satin nickel
		<b>30K40K50K</b> 3000K/20W/1690L 4000K/20W/1850L 5000K/20W/1820L		

**Accessories:** Order as separate catalog number.

WF8643 Pan U	Universal new construction pan
WFJB U	Remodel joist bar



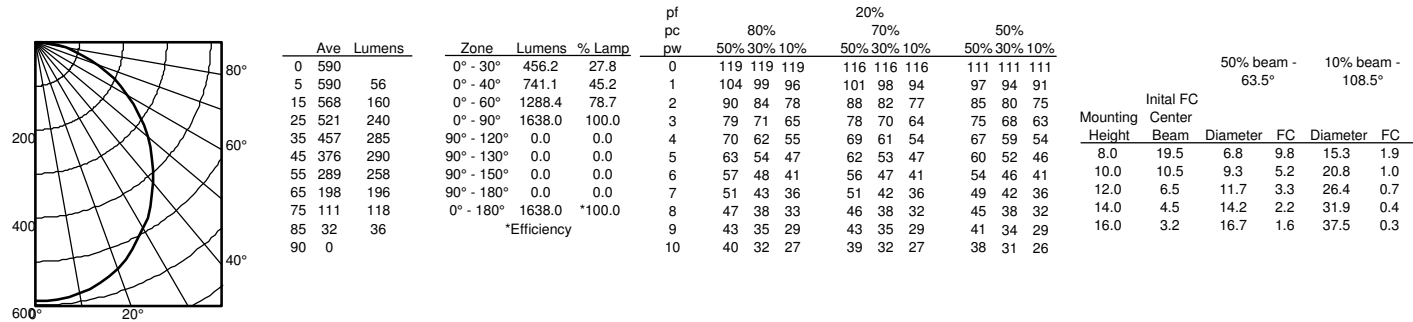
**WF8643 Universal New Construction Pan**

# WF8 Switchable White 8" LED Wafer Module

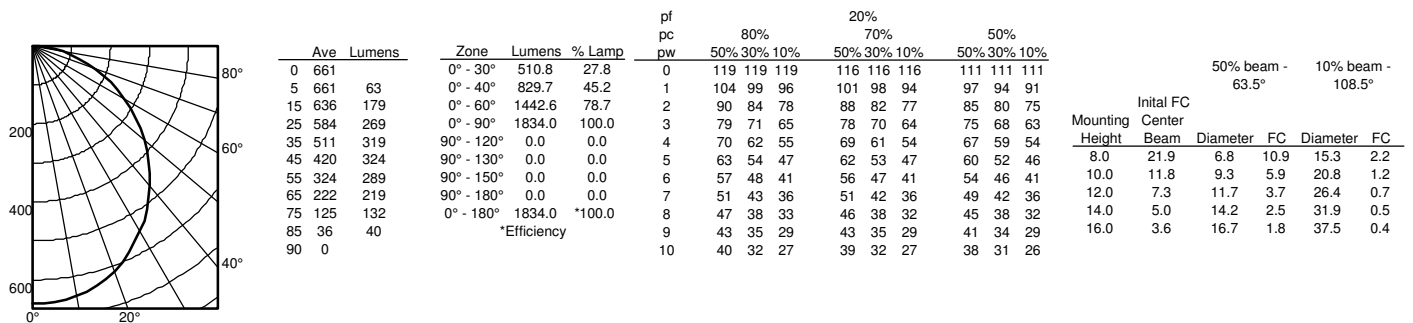
## PHOTOMETRICS

Distribution Curve      Distribution Data      Output Data      Coefficient of Utilization      Illuminance Data at 30" Above Floor for a Single Luminaire

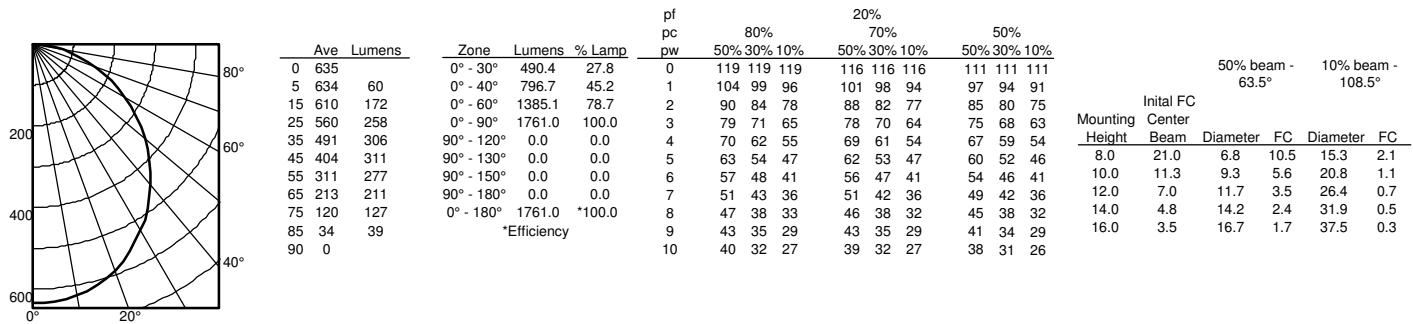
**WF8 LED 27K30K35K \_ 2700K LED's**, input watts: 21, delivered lumens: 1638, LM/W=78, test no. ISF 36826P43



**WF8 LED 27K30K35K \_ 3000K LED's**, input watts: 19, delivered lumens: 1834, LM/W=96, test no. 36826P44



**WF8 LED 27K30K35K \_ 3500K LED's**, input watts 21, delivered lumens: 1761, LM/W=83, test no. 36826P45



### Compatible Dimmers

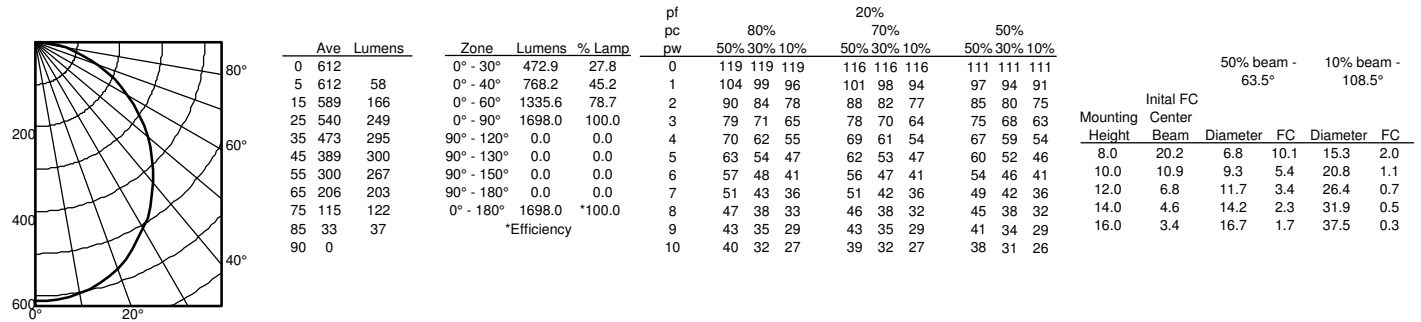
Dimmer Switches	Brand			
<b>Compatibility</b>	<b>Lutron</b>	<b>Leviton</b>	<b>Pass &amp; Seymour</b>	<b>Sensorswitch</b>
0-10V Dimmers	DVELV-300P 300P SELV NTELV-300P NLV-600	6633-PA 6615-P ISP 120 600 ISD 600 I 120 / IPI06 ISD 1000 I 120 / IPI10 ISD 400 ELV 120 / IPE04	HCL453PTCCCV6 LS 603 PWV	nSP5 PCD ELV 120

# WF8 Switchable White 8" LED Wafer Module

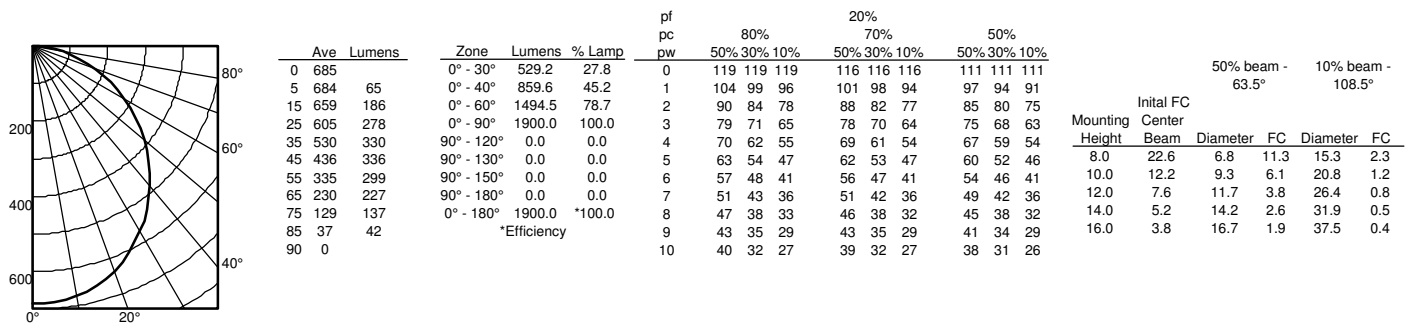
## PHOTOMETRICS

**Distribution Curve      Distribution Data      Output Data      Coefficient of Utilization      Illuminance Data at 30" Above Floor for a Single Luminaire**

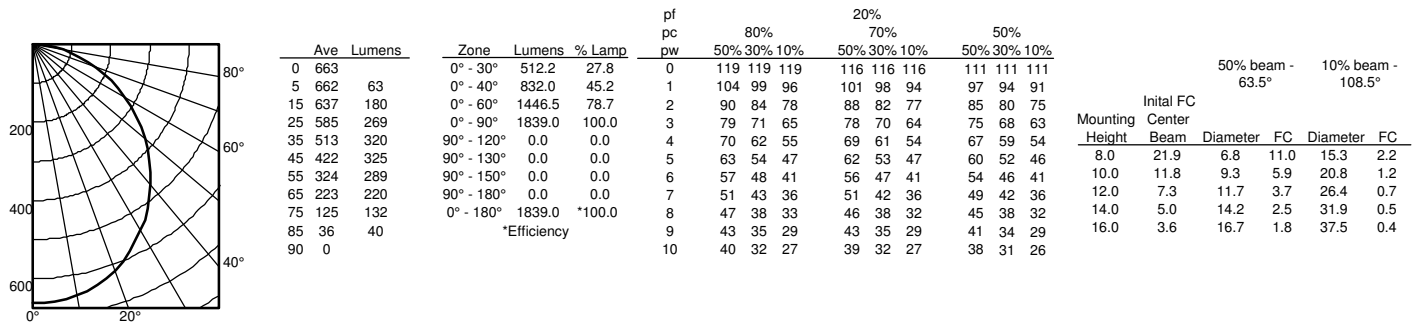
**WF8 LED 30K40K50K\_3000K LED's**, input watts: 20, delivered lumens: 1698, LM/W=85, test no. ISF 36826P46



**WF8 LED 30K40K50K\_4000K LED's**, input watts: 19.64, delivered lumens: 1900, LM/W=97, test no. ISF 36826P47



**WF8 LED 30K40K50K\_5000K LED's**, input watts 21, delivered lumens: 1839, LM/W=88, test no. ISF 36826P48



# WF8 Switchable White 8" LED Wafer Module

WF8 LED 27K30K35K			
Color Temperature	2700K	3000K	3500K
Lumens	1630	1800	1740
CRI	90	90	90
Rated wattage	20.7	19.8	20.8
Lu/Watts	78.7	90.9	83.7
Min. starting temp	-40°C (-40°F)	-40°C (-40°F)	-40°C (-40°F)
EMI/RFI	FCC Title 47 CFR, Part 15, Class B	FCC Title 47 CFR, Part 15, Class B	FCC Title 47 CFR, Part 15, Class B
Sound rating	Class A Standards	Class A Standards	Class A Standards
Input voltage	120V	120V	120V
Min. power factor	0.98	0.98	0.98
Input frequency	50/60 Hz	50/60 Hz	50/60 Hz
Input power	120V	120V	120V
Input current	0.17A	0.17A	0.17A

WF8 LED 30K40K50K			
Color Temperature	3000K	4000K	5000K
Lumens	1690	1850	1820
CRI	90	90	90
Rated wattage	20.4	19.6	20.6
Lu/Watts	82.8	94.4	88.3
Min. starting temp	-40°C (-40°F)	-40°C (-40°F)	-40°C (-40°F)
EMI/RFI	FCC Title 47 CFR, Part 15, Class B	FCC Title 47 CFR, Part 15, Class B	FCC Title 47 CFR, Part 15, Class B
Sound rating	Class A Standards	Class A Standards	Class A Standards
Input voltage	120V	120V	120V
Min. power factor	0.98	0.98	0.98
Input frequency	50/60 Hz	50/60 Hz	50/60 Hz
Input power	120V	120V	120V
Input current	0.17A	0.17A	0.17A

## LIGHTING PERFORMANCE DATA



### LIGHTING PERFORMANCE DATA DONNÉES SUR LE RENDEMENT DE L'ÉCLAIRAGE

Light Appearance (CCT)  
Aspect de la lumière (CCT)

2700K soft white | blanc doux

1630 lumens | 82 lumens per watt

3000K warm white | blanc chaud

1800 lumens | 90 lumens per watt

3500K neutral white | blanc neutre

1740 lumens | 87 lumens per watt

Watts 20

Color Accuracy (CRI) 90

Précision des couleurs (CRI)



### LIGHTING PERFORMANCE DATA DONNÉES SUR LE RENDEMENT DE L'ÉCLAIRAGE

Light Appearance (CCT)  
Aspect de la lumière (CCT)

3000K warm white | blanc chaud

1690 lumens | 85 lumens per watt

4000K cool white | blanc froid

1850 lumens | 93 lumens per watt

5000K daylight | lumière du jour

1820 lumens | 91 lumens per watt

Watts 20

Color Accuracy (CRI) 90

Précision des couleurs (CRI)