

JILL – model: G512

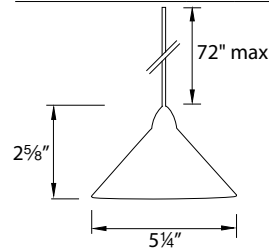
Contemporary Collection Glass Pendant

WAC LIGHTING

Responsible Lighting®



Location:



PRODUCT DESCRIPTION

The colorful designer look of mouth blown, cased glass pendants etched in an assortment of candy colors.

FEATURES

- Available in LED or Halogen
- Can be used on canopies, all Quick Connect™, line voltage, rail and track systems
- All socket sets include 72" wire that may be cut in the field
- 5 year WAC Lighting product warranty
- UL & CUL Listed

CONSTRUCTION

- **Socket Set:** Aluminum w/clear glass lens
- **MP Canopy:** Steel
- **Adapters – Solorail™, Duorail™:** Copper
- **Adapters – 120V Track, Flexrail1:** Polycarbonate

COMPATIBLE SYSTEMS

Canopy (MP)

LED or Low Voltage Halogen lamp

Includes:

- Shade
- Quick Adjust™ Canopy (shown)
- Socket Set
- Lamp



The patent pending Quick Adjust™ Canopy has an adjustable cable that stores inside the canopy housing for easy in-field height adjustments.

Sold as a complete unit with a single Order Number, no adapters needed.

Quick Connect™ (QP)

LED or Low Voltage Halogen lamp

Includes:

- Shade
- Threaded Male Connector (shown)
- Socket Set
- Lamp



For use on Linear Track, 120V Track, Solorail™, Duorail™, and Flexrail1™ with proper Quick Connect™ adapter (sold separately).

Can also be used on any Quick Connect™ Canopy (sold separately) no adapter needed.

Threaded Male Connector easily joins with all Quick Connect™ Adapters and Canopies.

For Lamp Specifications and Ordering Information see next page.

JILL – model: G512

Contemporary Collection Glass Pendant

WAC LIGHTING

Responsible Lighting®

SOCKET SET and LAMP INFORMATION

LED

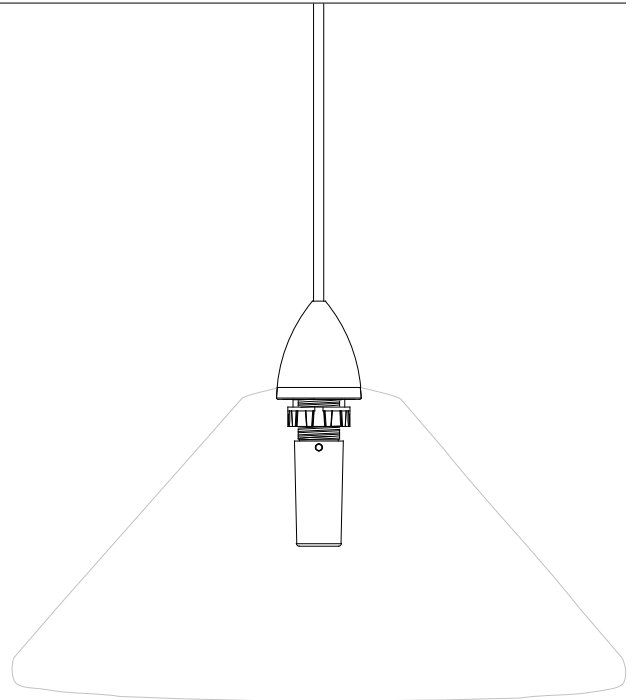
Lamp: LEDme® (included)
Power: 4W
Lumens: 330
Color Temperature: 3000K
CRI: 85

- May be dimmed w/electronic low voltage (ELV) dimmer
- Threaded ring used to secure shade to socket
- 30,000 hour rated life
- Energy efficient
- No projected Ultraviolet or Infrared radiation

Low Voltage

Lamp: 12V Halogen JC-50 (included)
Power: 50W max

- May be dimmed
- Lamp shield secures shade to socket
- Includes 12V, 50W halogen bi-pin
- 20W and 35W lamps available (order separately)



System	Model	Lamp- ing	Shade Finish	Socket Finish
MP Canopy	LED512	LED	AM Amber	BN Brushed Nickel
QP Quick Connect™	512	Xenon	BL Blue	CH Chrome
			RD Red	DB Dark Bronze
			WT White	

Example: **MP-LED512-AM/CH**

Canopy models (MP) include Quick Adjust™ canopy
Quick Connect™ (QP) models require additional adapter

System Model # Color Finish

 - /

Example: **MP-LED512-AM/CH**

SOCKET FINISHES

BN - Brushed Nickel



CH - Chrome



DB - Dark Bronze







JILL – model: G512

Contemporary Collection Glass Pendant

WAC LIGHTING

Responsible Lighting®

QUICK CONNECT™ ADAPTERS (order one per fixture)

Solorail™	Model #	Finish	Duorail™	Model #	Finish
	LM-QADP	BN CH DB		LM2-QADP	BN CH DB
	HM1-EN50	DB PT		EN-LQ50AR EN-HQ50AR EN-JQ50AR	BK BN DB WT

ORDER NUMBER




Model # – Finish

Example: **LM-QADP-BN**

QUICK CONNECT™ CANOPIES with INTEGRAL DRIVER

	QMP-60ERN	BN CH DB		QMP-G1RN	FR MR		QMP-G3RN	FR MR		QMP-G3RE	FR MR
--	------------------	-------------------------------------	--	-----------------	------------------------	--	-----------------	------------------------	--	-----------------	------------------------

QUICK CONNECT™ CANOPIES for use with REMOTE TRANSFORMER

	QMP-MI-TR	BN CH DB		QMP-1RN-TR	BN CH DB		QMP-1SQ-TR	BN CH DB
---	------------------	-------------------------------------	---	-------------------	-------------------------------------	---	-------------------	-------------------------------------

ORDER NUMBER

Model # – Finish

Example: **QMP-60ERN-BN**

FINISHES

BK - Black	BN - Brushed Nickel	CH - Chrome	DB - Dark Bronze	FR - Frosted	MR - Mirror	PT - Platinum	WT - White
