



I-BEAM[®] IBG LED High Bay

The Most Configurable LED High Bay on the Market

Configurability and Efficiency Like Never Before

The I-BEAM® family of LED high bays from Lithonia Lighting® is among the most recognized and respected brands in the industry, with a proven track record of value and performance. This legacy continues with the IBG LED.

The versatile I-BEAM® IBG LED high bay boasts a single base platform design with the ability to select performance, optics, and housing options, taking IBG from basic applications to complex environments, including unconditioned spaces. The result is the maximum performance you need at the lowest possible cost. You no longer have to figure out 'which fixture', only 'what spec' YOU need!

One Platform + Your Spec = Incomparable Savings

No more "one size fits all", the I-BEAM® IBG allows you to specify and pay only for what you need for general or targeted illumination, code compliance and affordability. Maximizing the benefits of LED, IBG offers an incredible energy savings of up to 65% vs fluorescent and even more with HID, with maintenance-free operation. Its compact form factor and fewer components make the IBG easier to handle during installation, while high-efficiency options enable mounting heights up to 60'.






Configurability meets Performance.

- 8,000 to 60,000 lumens
- Standard and narrow fixture housing options
- High-ambient options up to 131°F (55°C)
- High efficiency options greater than 180+ LPW
- Narrow, general, wide & focus distributions
- Snap-Fit IP5X dust-resistant diffuse lens standard
- 3000K, 3500K, 4000K, 5000K; 80CRI (standard), 90CRI
- 120-480, MVOLT, HVOLT
- 0-10V dimming, Acuity Controls XPoint™ Wireless and nLight® options
- 6kV surge protection standard
- Emergency drivers provide up to 4,000 lumens



Taking design-build to a whole new level.

No more compromising or mixing-and-matching luminaire families to meet challenging specs. The I-BEAM IBG will give you many years of flexible, efficient lighting with an unprecedented, lowest total cost of ownership.

START WITH YOUR BASE					OPTIMAL MOUNTING HEIGHT				
	IBG	Lumens	Dimensions	Recommended Distributions	10'– 20'	20'– 30'	30'– 40'	40'– 50'	50'– 60'
	2' 2-module	8000	11.75" W x 24" L	GND, WD	X				
	2' 4-module	12,000 / 15,000	15.5" W x 24" L	GND, WD	X	X			
	2' 6-module	18,000 / 24,000 / 30,000	20.65" W x 25.6" L	GND, ND		X	X		
	4' 2-module, Narrow	18,000 / 24,000 / 30,000 / 36,000	11.75" W x 48" L	GND, ND		X	X	X	
	4' 6-module	36,000 / 48,000 / 60,000	20.65" W x 48" L	GND, ND, FD			X	X	X

SELECT YOUR OPTIONS FOR MOUNTING, EMERGENCY BACKUP and CONTROLS					
Lumens	Housing	Performance Package	Lens	Distribution	Ambient
8L – 60L	Standard	SEF – Standard Eff	AFL -Acrylic Diffuse	General (GND)	Standard (45C)
	Narrow	HEF –High Eff	ACL – Acrylic Clear	Narrow (ND)	HA- High Ambient (55C)
			PFL- Polycarb Diffuse	Wide (WD)	
			PCL – Polycarb Clear	Focus (FD)	

Game-Changing Efficiency

Can your customers afford NOT to make the change?

COMPARISONS to TRADITIONAL FLUORESCENT			
Fixture	Wattage / Fixture	Watts Saved per Fixture	% SAVED
6-Lamp T5HO	365	-	-
IBG 24L HEF	130	235	65%
4-Lamp T5HO	236	-	-
IBG 18L HEF	100	136	58%
6-Lamp T8	214	-	-
IBG 15L HEF	85	145	60%

LUMENS PER WATT (LPW) REFERENCE				
I-BEAM® IBG	Standard Wattage	Standard LPW	Premium Wattage	Premium LPW
8000	54	146	49	170
12000	77	155	69	176
15000	95	157	86	180
18000	112	159	100	184
24000	150	159	133	185
30000	186	152	171	180
36000	221	151	197	183
48000	293	160	261	180
60000	374	153	323	183

(Based on 80CRI/5000K with diffuse lens, standard housings)

Increase Your R.O.I. with Acuity Controls

Illuminated fully or dimmed to complement daylight harvesting such as skylights, the efficient I-BEAM IBG takes affordable LED lighting to a new and sustainable level. **Choose to add Acuity Controls sensors and wireless controls to increase your savings.** Only Acuity Brands offers A+ Certified lighting and controls solutions. The following renovation example shows how I-BEAM IBG stacks up to existing T5HO high bays – and, what investing in controls can do for your bottom line.

Replacing 6-lamp T5HO fluorescent fixture with comparable I-BEAM IBG 24L LED high bay, 5-year lifecycle				
System	Average Yearly Operating Cost*		Investment Drivers*	
	Cost	Savings	Yearly Payback	IRR
Replace with: LED High Bay Luminaire with Wireless Controls & Occupancy and Photozell Sensor	\$9,742.36	\$54,719.64	2.20	36%
Replace with: LED High Bay Luminaire with Occupancy Sensor	\$17,030.13	\$47,431.87	2.15	37%
Replace with: LED High Bay Luminaire Only	\$22,672.12	\$41,789.88	2.20	36%
Existing Lighting: 6-Lamp T5HO Fluorescent High Bay Luminaire	\$64,462.00			

*Figures are based on conversion from existing 365W 6-Lamp T5HO fluorescent luminaires to new 132W IBG LED high bay luminaires. Savings and returns estimates assume \$0.10/kWh utility rate, 6,570 yearly operating hours, projected typical control system performance, and typical fluorescent lamp/ballast replacement and labor costs. Actual savings, payback period, and IRR may differ as a result of product cost, end-user environment, and application.

Lithonia Lighting® High Bay Lighting

We've got your warehousing and industrial lighting solutions covered. Whether a fluorescent fixture with an occupancy sensor is your preference; you're ready to step up to LED; or, you want impact on your R.O.I., Lithonia Lighting® has your solution.

I-BEAM® IBZ Fluorescent High Bay (IBZ)



- Available with 4-, 6- or 8-lamp T5HO
- Narrow or wide distribution
- Emergency battery backup available

JCBL LED High Bay (JCBL)



- For application in manufacturing, warehousing, general industrial & gymnasium
- 18,000 to 24,000 lumens
- One-for-one replacement of up to 400W HID
- IP65 optics
- Multiple lens and reflector options
- Up to 13% uplight
- Rated to 50°C

I-BEAM® IBG LED High Bay (IBG)



- For application in warehousing, manufacturing, general industrial & large open spaces
- 8,000 to 60,000 lumens
- Highly configurable
- Standard (150+LPW) and Premium efficiency options (180+ LPW)
- Standard (45°C) and High Ambient (55°C) options
- Dust resistant diffuse optics, standard
- Emergency battery backup available

JHBL IP-rated LED High Bay (JHBL)



- For heavy industrial & natatorium applications
- 12,000-48,000 lumens in 4,000 & 5,000K
- IP65 rated
- Narrow or wide distribution
- Rated to 55°C (standard), 65°C option
- L92 @ 60,000 hours
- Glass optics
- Emergency battery backup available

Lithonia Lighting® is a member of the Acuity Brands portfolio of lighting, controls and daylighting solutions. Lithonia Lighting offers one of the industry's broadest lighting portfolios for commercial and industrial lighting applications. This includes high bays, rough service, strips, wraps, recessed, surface, RELIGHT and retrofit kits. Our LED, fluorescent and HID lighting are recognized for their quality, reliability and solid performance, making Lithonia Lighting the most specified brands in the lighting industry.