

LUNERA MH LED VERTICAL FANLESS E26

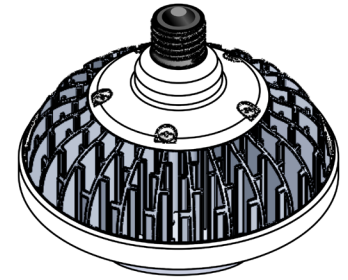
50W-34W LED Replacement for Metal Halide Lamps (E26 Medium)

Type A - Ballast Driven

Installation Description

The **LUNERA MH LED VERTICAL FANLESS E26** is a multi-watt plug and play (Type A, ballast driven) LED replacement for 175W/100W/70W Metal Halide (MH) lamps with an E26 medium base.

The lamp is cooled without a fan and is intended for use in suspended, non-lensed pendant fixtures with ventilated tops to allow for adequate airflow. This lamp is for CWA Metal Halide ballast driven applications only. It is not rated for use with a High Pressure Sodium ballast, High-Reactance (HX-HPF) ballast or LED driver and cannot be installed direct to line voltage.



Frosted Lens 50W/40W/34W
6" Diameter

Product SKU marked on the lamp must match one of the following SKUs:

Product SKU*	Eqv. MH Lamp Wattage	Lamp Lumens	Avg. Power	Base Type
SN-V-E26-175W/100W/70W-xxxx	175W (M57, M137)	6,000	50W	E26
	100W (M90, M91, M140)	5,100	40W	
	70W (M85, M98, M139)	4,500	34W	

*xxxx 3500 = 3500K CCT, 4000 = 4000K CCT, 5000 = 5000K CCT




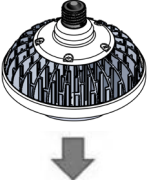





Installation Instructions in an Open Fixture - Type A, Ballast Driven

1. Turn power **OFF** to the fixture and wait for the MH lamp to cool.
2. Inspect the fixture. Install this lamp only into fixtures with 175W/100W/70W Metal Halide ballasts. **STOP if your fixture and ballast is not compatible** and do not install this lamp.
3. After the MH lamp has cooled so it can be safely touched, remove the MH lamp from the fixture.
4. Install the LUNERA MH LED VERTICAL FANLESS E26 lamp into the fixture's E26 socket, ensuring the socket isn't damaged.
5. Attach the lanyard to the existing fixture to secure the LUNERA MH LED VERTICAL FANLESS E26.
6. Turn power **ON** to the fixture.









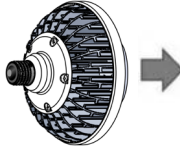


Intended Applications

The LUNERA MH LED VERTICAL FANLESS E26 is designed to replace Metal Halide (MH) lamps in the following compatible applications:

Lamp Type / Wattage	Sockets	Power	Mount	Fixtures
Replaces:  Metal Halide 175W/100W/ 70W	E26 Medium 	MH CWA Ballast  CWA BALLAST 175W (M57) 100W (M102) 70W (M90)	Vertical Down 	Suspended Low-Bay pendants, surface mount and recessed HID fixtures   

Incompatible Applications 

Installation of the LUNERA MH LED VERTICAL FANLESS E26 lamp in **INCOMPATIBLE** applications may degrade its performance or cause it to flicker, strobe, or fail entirely. If this is observed, turn power **OFF** and immediately remove the lamp from the fixture.

Lamp Type / Wattage	Sockets	Power	Mount	Fixtures
Does Not Replace:  Metal Halide >175W or <70W  High Pressure Sodium Any other type of lamp/ wattage not listed in the compatible table	E26 Medium 	HPS CWA or HX-HPF Ballast  CWA BALLAST Electronic Ballasts  ELECTRONIC BALLAST Direct Line Voltage  DIRECT LINE Any other type of ballast not listed in the compatible table	Vertical Up   Horizontal 	Sealed (gasketed), lensed fixtures, such as outdoor shoe box fixtures and wall mount fixtures and fixtures that orient the lens up or to the side.  

General Safety Information

READ AND FOLLOW ALL SAFETY INSTRUCTIONS

DANGER - RISK OF SHOCK - ALWAYS TURN POWER **OFF** BEFORE INSTALLING OR WHEN REMOVING THIS LAMP.

WARNING - IF THE LAMP OR LUMINAIRE EXHIBITS UNDESIRABLE OPERATION (BUZZING, FLICKERING, ETC) IMMEDIATELY TURN OFF POWER, REMOVE LAMP FROM LUMINAIRE AND CONTACT MANUFACTURER.

CAUTION - RISK OF FIRE - IF INSTALLING THIS LAMP IN A PRE-HEAT LUMINAIRE, REMOVE THE AUTOMATIC STARTERS FROM THEIR HOLDERS BEFORE INSTALLING THE LAMP.
ATTENTION RISQUE DE FEU - SI LA LAMPE OU LE LUMINAIRE MONTRE DESIGNES D'OPERATION UNDESIRABLE (BRUIT, VIBRATION, CLIGNOTEMENT, ETC.), ALORS COUPER IMMEDIATEMENT LE COURANT ET ENLEVER LA LAMPE DE L'APPAREIL D'ECLAIRAGE ENTRER EN CONTACT AVEC LE FABRICANT.

CAUTION - THIS LAMP IS NOT INTENDED FOR USE WITH METAL HALIDE CWA BALLASTS ABOVE 175W OR BELOW 70W, HIGH-REACTANCE (HX-HPF) BALLASTS, HIGH-PRESSURE SODIUM BALLASTS, EXTERNAL LED DRIVERS. AND SHOULD BE CONNECTED DIRECTLY TO LINE VOLTAGE. THE LAMP OPERATES OF OFF THE EXISTING METAL HALIDE CWA BALLAST.

CAUTION - DO NOT INSTALL THIS LAMP WITH DIMMERS.

CAUTION - IMPROPER APPLICATION OF THIS LAMP VOIDS THE WARRANTY.

NOTE: THIS LAMP IS INTENDED FOR INSTALLATION INTO SUSPENDED PENDANTS, SURFACE MOUNTED, OR RECESSED FIXTURES WITH METAL HALIDE CWA BALLASTS AND E26 SOCKETS. WHILE IT MAY OPERATE IN SEALED FIXTURES, INSUFFICIENT AIRFLOW WILL ELEVATE THE AMBIENT TEMPERATURE SURROUNDING THE LAMP. THIS MAY ACTIVATE THE LAMP'S THERMAL DIMMING FEATURE, WHICH WILL DIM THE LAMP TO LOWER LUMEN LEVELS, OR EVEN TO OFF, UNTIL IT HAS SUFFICIENTLY COOLED.