


















Product Selection Card
Fall 2018









LUNERA®

T8 LED Lamps -- Type A (Ballast Driven)




Lunera LED	Gen	DLC Status	UL Type	Wattage	Max Lumens	Socket	Features	Notes			
T8 LED 4Ft Linear 	Gen 2	DLC 4.3	Type A (Ballast Driven)	11W	1,800	Bi-pin G13 	Thermal Fuse Protection				
				15W	2,200						
T8 LED 3Ft Linear 	Gen 1		Type A (Ballast Driven)	11W	1,400					Thermal Fuse Protection	
T8 LED 2Ft Linear 	Gen 2	DLC 4.3	Type A (Ballast Driven)	8W	1,200					Thermal Fuse Protection	
T8 LED 22in 6" U-Bend 	Gen 1	DLC 4.3	Type A (Ballast Driven)	12W	1,800					Thermal Fuse Protection	
T8 LED 22in 1-5/8" U-Bend 	Gen 1		Type A (Ballast Driven)	12W	1,700					Thermal Fuse Protection	
				15W	2,200						
				17W	2,100						

T8 LED Lamps -- Type B (Ballast Bypassed)



Lunera LED	Gen	DLC Status	UL Type	Wattage	Max Lumens	Socket	Features	Notes	
T8 (T12) LED 8Ft Linear 	Gen 1		Type B (Double-Ended)	43W	5,500	Single-pin Fa8 		P.E.T Shatter Guard (standard on 8Ft)	
				34W	4,400				
				25W	3,500				
T8 (T12) LED 8Ft Linear 	Gen 1		Type B (Double-Ended)	43W	5,500	Double Recessed Contact R17D 	Universal Tombstone Technology	P.E.T Shatter Guard (standard on 8Ft)	
T8 LED 4Ft Linear 	Gen 1	DLC 4.3	Type B (Double-Ended)	12W	1,800	Bi-pin G13 	Universal Tombstone Technology	Industry's Highest Efficacy TLED	
T8 LED 3Ft Linear 	Gen 1		Type B (Double-Ended)	17W	2,200		Universal Tombstone Technology		
T8 LED 2Ft Linear 	Gen 2	DLC 4.3	Type B (Double-Ended)	12W	1,400		Universal Tombstone Technology		
T8 LED 4Ft Linear 	Gen 1	DLC 4.3	Type B (Single-Ended)	9W	1,200				
T8 LED 3Ft Linear 	Gen 1		Type B (Single-Ended)	12W	1,800				
T8 LED 2Ft Linear 	Gen 1	DLC 4.3	Type B (Single-Ended)	12W	1,400				
T8 LED 2Ft Linear 	Gen 1	DLC 4.3	Type B (Single-Ended)	9W	1,150				
T8 LED 22in 6" U-Bend 	Gen 1	DLC 4.3	Type B (Ballast Bypassed)	15W	1,800				
				18W	2,200				
T8 LED 22in 1-5/8" U-Bend 	Gen 1		Type B (Ballast Bypassed)	15W	1,700				
				18W	2,100				

T8 LED Lamps -- Type C (External LED Driver)								
Lunera LED	Gen	DLC Status	UL Type	Wattage	Max Lumens	Socket	Features	Notes
T8 LED 4Ft 1-Lamp Kit 	Gen 1		Type C (External Driver)	12W	1,800	Bi-pin G13 	Dimmable	Lamp: HN-T8-EX-48-12W-8zz-G1 Driver: HNPS-T8-U-2x15W-I300-G1
				15W	2,200			Lamp: HN-T8-EX-48-15W-8zz-G1 Driver: HNPS-T8-U-2x18W-I360-G1
T8 LED 4Ft 2-Lamp Kit 	Gen 1	DLC 4.3	Type C (External Driver)	24W	3,600		Dimmable	Lamp: HN-T8-EX-48-12W-8zz-G1 Driver: HNPS-T8-U-2x15W-I300-G1
				30W	4,400			Lamp: HN-T8-EX-48-15W-8zz-G1 Driver: HNPS-T8-U-2x18W-I360-G1
T8 LED 4Ft 3-Lamp Kit 	Gen 1	DLC 4.3	Type C (External Driver)	36W	5,400		Dimmable	Lamp: HN-T8-EX-48-12W-8zz-G1 Driver: HNPS-T8-U-4x18W-I360-G1
				45W	6,600			Lamp: HN-T8-EX-48-15W-8zz-G1 Driver: HNPS-T8-U-4x15W-I300-G1
T8 LED 4Ft 4-Lamp Kit 	Gen 1	DLC 4.3	Type C (External Driver)	48W	7,200		Dimmable	Lamp: HN-T8-EX-48-12W-8zz-G1 Driver: HNPS-T8-U-4x18W-I360-G1
				60W	8,800			Lamp: HN-T8-EX-48-15W-8zz-G1 Driver: HNPS-T8-U-4x15W-I300-G1
T8 LED 2Ft 2-Lamp Kit 	Gen 1	DLC 4.3	Type C (External Driver)	16W	2,400	Dimmable	Lamp: HN-T8-EX-24-8W-8zz-G1 Driver: HNPS-T8-U-2x15W-I300-G1	
T8 LED 2Ft 3-Lamp Kit 	Gen 1		Type C (External Driver)	24W	3,600	Dimmable	Lamp: HN-T8-EX-24-8W-8zz-G1 Driver: HNPS-T8-U-4x15W-I300-G1	
T8 LED 2Ft 4-Lamp Kit 	Gen 1		Type C (External Driver)	24W	4,800	Dimmable	Lamp: HN-T8-EX-24-8W-8zz-G1 Driver: HNPS-T8-U-4x15W-I300-G1	



T5 LED Lamps -- Type A (Ballast Driven)

Lunera LED	Gen	DLC Status	UL Type	Wattage	Max Lumens	Socket	Features	Notes
T5HO (T5) LED 4Ft Linear 		DLC 4.3	Type A (T5HO Ballast Driven)	25W	3,500	Mini Bi-pin G5 	Thermal Fuse Switch	Thermal Fuse is a switch that resets after the event ends
			Type A (T5 Ballast Driven)	11W	1,300			
T5HO LED 2Ft Linear 			Type A (T5HO Ballast Driven)	11W	1,400		Thermal Fuse Switch	Thermal Fuse is a switch that resets after the event ends







T5 LED Lamps -- Type B (Ballast Bypassed)

Lunera LED	Gen	DLC Status	UL Type	Wattage	Max Lumens	Socket	Features	Notes
T5HO (T5) LED 4Ft Linear 		DLC 4.3	Type B (Double Ended)	25W	3,500	Mini Bi-pin G5 	Universal Tombstone Technology	







T5 LED Lamps -- Type C (External LED Driver)

Lunera LED	Gen	DLC Status	UL Type	Wattage	Max Lumens	Socket	Features	Notes
T5HO (T5) LED 4Ft 2-Lamp Kit 	Gen 1	DLC 4.3	Type C (External Driver)	50W	7,000	Mini Bi-pin G5 	Dimmable	

CFL LED -- Type A (Ballast Driven)

Lunera LED	Gen	DLC Status	UL Type	Wattage	Max Lumens	Socket	Features	Notes
CFL LED 4-pin G24q 	Gen 4	DLC 4.3	Type A (Ballast Driven)	11W	1,250	4-pin G24Q 	Horizontal or Vertical	
CFL LED 2-pin G24d 	Gen 4	LDL Listed	Type A (Ballast Driven)	13W	1,000	2-pin G24D 	Horizontal or Vertical	
PLL LED 4-Pin 2G11 	Gen 4	LDL Listed	Type A (Ballast Driven)	22W	2,600	4-pin G11 	Also available as Type B	



CFL LED -- Type B (Ballast Bypassed)

Lunera LED	Gen	DLC Status	UL Type	Wattage	Max Lumens	Socket	Features	Notes
CFL LED* 4-pin G24q 			Type B (Ballast Bypassed)	10W 20W 30W	1,200 2,300 3,500	4-Pin G24q 	Replaces Single Vertical CFL or Single or Dual Horizontal CFL	Horizontal Socket Adaptor and Vertical Socket Extender Accessories included
Horizontal Socket Adaptor 4-pin G24q 			This 4-pin socket adaptor converts a horizontal socket into a vertical socket, and enables the vertical lamp to be centered in the fixture opening					
Vertical Socket Extender 4-pin G24q 			This 4-pin socket adaptor extends the length of the vertical lamp apx. 2.25" to bring the lamp lens closer to the fixture opening in fixtures with deep lamp cavities.					
PLL LED 4-pin 2G11 	Gen 1	LDL Listed	Type B (Ballast Bypassed)	23W	2,600	4-Pin G11 	Also available as Type A	

CFL LED -- Type A/B (Ballast Driven and Ballast Bypassed)

Lunera LED	Gen	DLC Status	UL Type	Wattage	Max Lumens	Socket	Features	Notes
CFL LED 2-pin GX23 	Gen 4	LDL Listed	Type A (Ballast Driven) Type B (Ballast Bypassed)	5W	580	2-Pin GX23 	Universal Power	







FLOODLIGHT LED -- Type B (Ballast Bypassed)

Lunera LED	Gen	DLC Status	UL Type	Wattage	Max Lumens	Socket	Features	Notes
90°-160° Floodlight Vertical LED E26 			Type B (Ballast Bypassed)	10W * 20W * 30W **	1,200 2,300 3,500	E26 Medium Screw 	90° - 120° Flood or 120° - 160° Wide Flood	This lamp can replace: Metal Halide up to 70W Metal Halide PAR 20/30 up to 39W Halogen PAR 30/39 up to 90W Halogen BR 30/40 up to 60W Self-Ballasted CFL up to 105W









* 10W and 20W versions for this lamp do not conform the CA Title 20.

** 30W version is excluded from CA Title 20.

HID LED LAMPS -- Type A (Ballast Driven)

Lunera LED	Gen	DLC Status	UL Type	Wattage	Max Lumens	Socket	Features	Notes
MH Vertical E39 Mogul 400W - 175W 	Gen 2-S		Type A (Metal Halide CWA Ballast Driven)	145W	16,300	E39 Mogul Screw 	No Fan (Thermal IQ cooling)	
				91W	10,500			
				82W	9,100			
MH Horizontal E39 Mogul 400W - 175W 	Gen 2-S		Type A (Metal Halide CWA Ballast Driven)	145W	14,800	E39 Mogul Screw 	180 Degree Lens	
				92W	9,200			
				82W	7,900			
MH Vertical E26 Medium 175W - 70W 	Gen 2-S		Type A (Metal Halide CWA Ballast Driven)	50W	6,000	E26 Medium Screw 	No Fan (Thermal IQ cooling)	
				40W	5,100			
				34W	4,500			

HID LED LAMPS -- Type B (Ballast Bypassed)

Lunera LED	Gen	DLC Status	UL Type	Wattage	Max Lumens	Socket	Features	Notes
HID Vertical E39 Mogul 400W - 70W 	Gen 3	DLC 4.3	Type B (Ballast Bypassed)	207W	21,300	E39/EX39 Mogul Screw 		Contact Lunera for a Type A version of this lamp
				164W	17,900			
				95W	9,900			
HID 360° E39 Mogul 250W - 70W 	Gen 3	DLC 4.3	Type B (Ballast Bypassed)	90W	8,600	E39/EX39 Mogul Screw 	360 Degree Lens	Contact Lunera for a Type A version of this lamp
				53W	5,700			
HID Vertical E26 Medium 250W - 100W 	Gen 3		Type B (Ballast Bypassed)	95W	9,900	E26 Medium Screw 		Contact Lunera for a Type A version of this lamp
				90W	8,600			
HID 360° E26 Medium 250W - 70W 	Gen 3		Type B (Ballast Bypassed)	90W	8,600	E26 Medium Screw 	360 Degree Lens	Contact Lunera for a Type A version of this lamp
				53W	5,700			