

GENERAL INFORMATION

LED Driver Type	Constant Voltage (Class 2)
Maximum Wattage	60 Watts
Input Voltage	120-277 VAC ± 10% Universal 120 VAC ± 10% Dedicated
Input Frequency	50/60Hz
Total Harmonic Distortion	<20%

CASE STYLE F: METAL



ELECTRICAL SPECIFICATIONS

Watts	Output Voltage	Max Output Current	Input Voltage	Input Power	Input Current	Power Factor	Efficiency	Hatch Part Number
60W	12 VDC	5.00A	120 - 277 VAC	71W	0.65/0.28A	>0.90	85%	LV60-12N-UNV-F ^S
	14 VDC	4.30A	120 - 277 VAC	71W	0.65/0.28A	>0.90	85%	LV60-14N-UNV-F
	24 VDC	2.50A	120 - 277 VAC	70W	0.65/0.28A	>0.90	86%	LV60-24N-UNV-F ^S
	24 VDC	2.50A	120 VAC	69W	0.64A	>0.90	87%	LV60-24N-120-F ^S

PRODUCT FEATURES


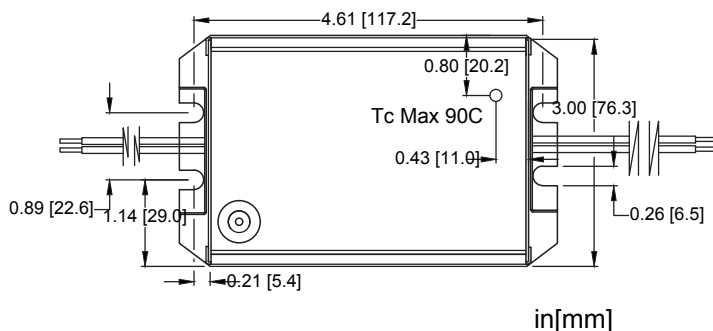
- Short circuit and overload protection
- Over temperature protection
- Suitable for dry and damp locations
- Withstanding voltage: I/P – O/P 2kVAC
- Operating temperature range: -40°C to 90°C (measured at Tcase)
- MTBF: 299,000 hours @ 40°C ambient (~70°C case temp)
- Inrush Current: <20A Max @230VAC for Universal input models, cold start 25°C
- Output Voltage tolerance +/- 5% @ 25°C
- 10% minimum load

APPROVALS

- UL 8750 recognized component
- EN61000-3-2
- EMC: Meets FCC47 CFR Part 15 (Class B) consumer limits
- ^SUL879 SAM approved



MECHANICAL SPECIFICATIONS: CASE STYLE F



DIMENSIONS [IN/MM]

Length:	4.99 [128.7]
Mounting:	4.61 [117.2]
Width:	3.00 [76.3]
Height:	1.30 [33.1]

WIRING INFORMATION

Input:	12", Black (L), White (N) #18AWG
Output:	12", Red (+), Blue (-) #18AWG

PACKAGING INFORMATION

Weight:	23 oz
Quantity:	30pc/carton

WARRANTY

- 5 year limited warranty

RELATED PRODUCTS

- Case Style K: 9.50" x 3.00" x 1.35"
- Case Style I: 9.50" x 1.70" x 1.18"
- Case Style R: 9.64" x 1.87" x 1.50"

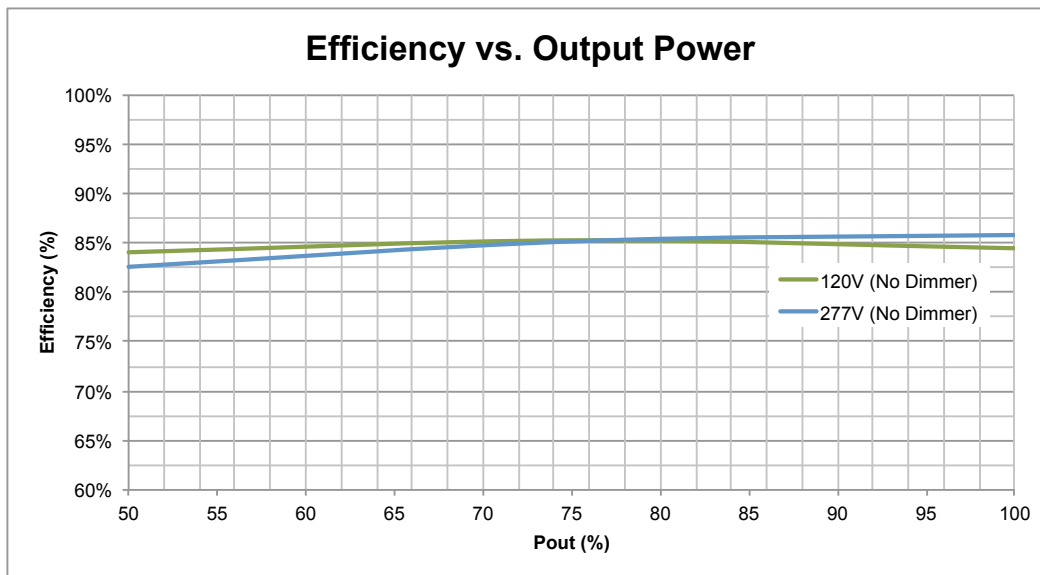
GENERAL INFORMATION

LED Driver Type	Constant Voltage (Class 2)
Maximum Wattage	60 Watts
Input Voltage	120-277 VAC ± 10% Universal 120 VAC ± 10% Dedicated
Input Frequency	50/60Hz
Total Harmonic Distortion	<20%

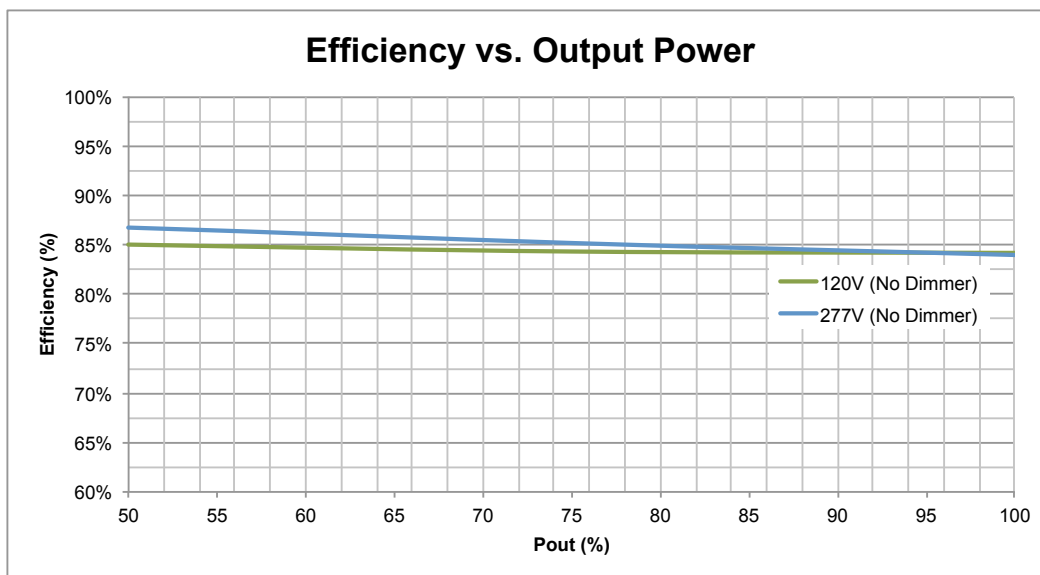
CASE STYLE F: METAL



PERFORMANCE CURVES



Measurements made on model LV60-12N-UNV-F.



Measurements made on model LV60-24N-UNV-F.

Efficiency and PF measured at 25°C.

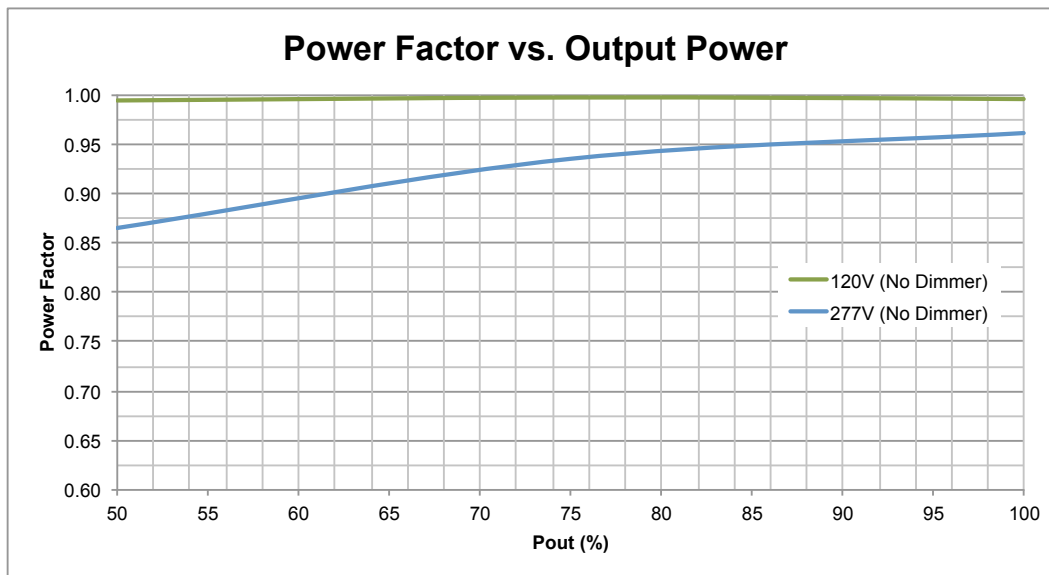
GENERAL INFORMATION

LED Driver Type	Constant Voltage (Class 2)
Maximum Wattage	60 Watts
Input Voltage	120-277 VAC ± 10% Universal 120 VAC ± 10% Dedicated
Input Frequency	50/60Hz
Total Harmonic Distortion	<20%

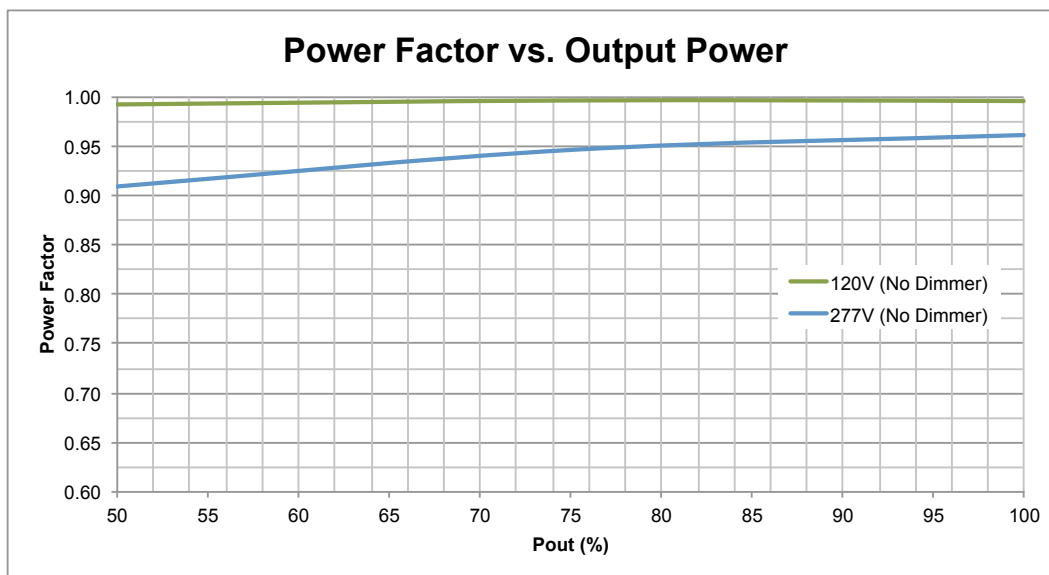
CASE STYLE F: METAL



PERFORMANCE CURVES



Measurements made on model LV60-12N-UNV-F.



Measurements made on model LV60-24N-UNV-F.

Efficiency and PF measured at 25°C.

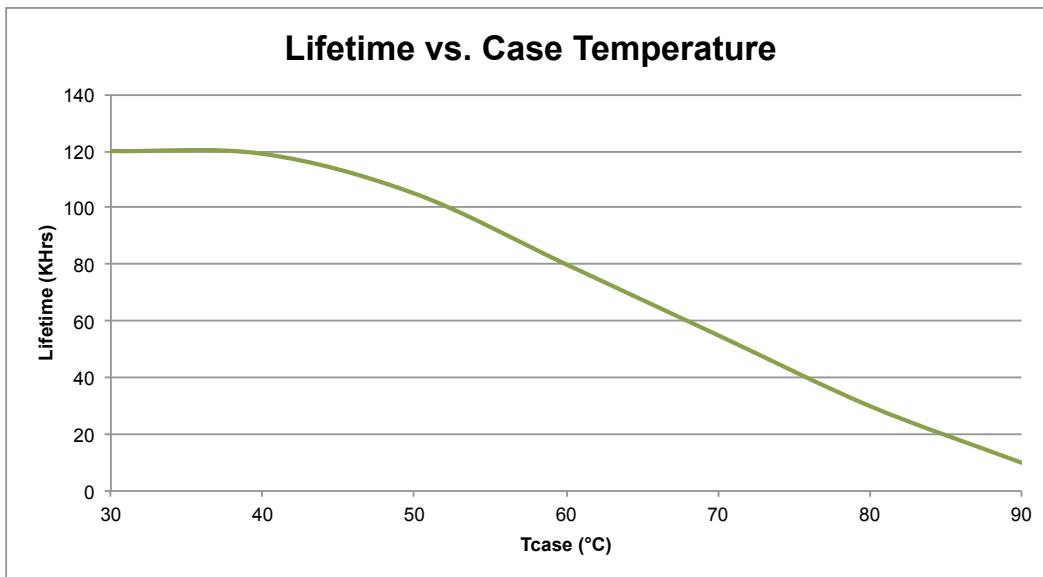
GENERAL INFORMATION

LED Driver Type	Constant Voltage (Class 2)
Maximum Wattage	60 Watts
Input Voltage	120-277 VAC ± 10% Universal 120 VAC ± 10% Dedicated
Input Frequency	50/60Hz
Total Harmonic Distortion	<20%

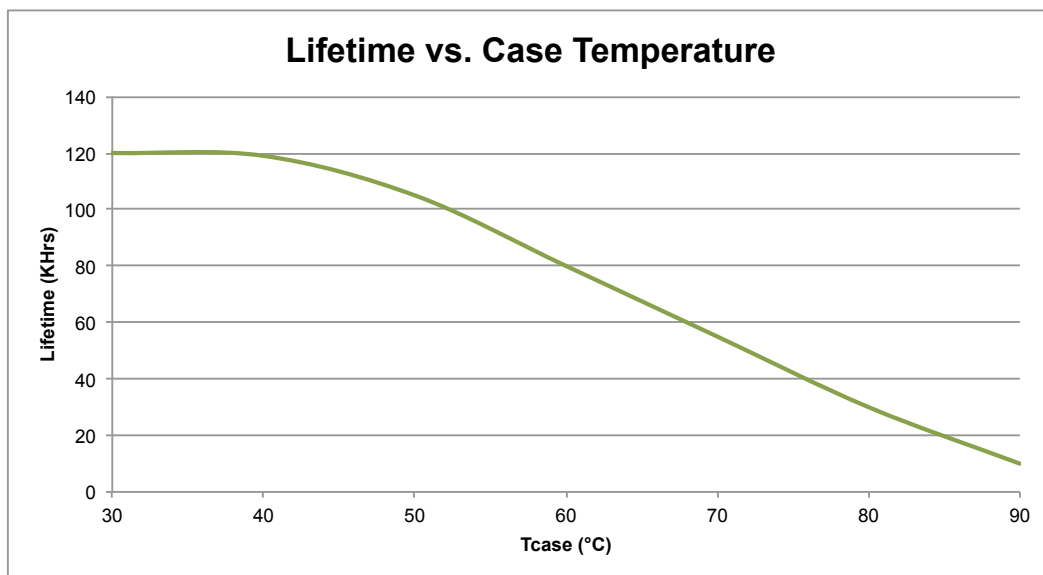
CASE STYLE F: METAL



PERFORMANCE CURVES



Measurements made on model LV60-12N-UNV-F.



Measurements made on model LV60-24N-UNV-F.

Efficiency and PF measured at 25°C.