



LED T8 SERIES

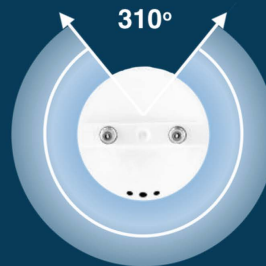
UNIVERSAL SMART8

COMMERCIAL SPEC GRADE

Replaces 32W 4ft Fluorescent T8



Superior All-Around Light Distribution



Coated Shatter-Resistant Glass



Proprietary IC-Driver design allows for high efficiency and exceptional longterm performance



FEATURES

- Universal Dual-Mode: DiRect or BYPass for Easy Installation
- Operates with Magnetic and Electronic Ballasts
- Full Glass Lens with 310° Light Distribution
- Uniform Light Output From End-to-End
- Instant-ON with No Flicker
- UL + NSF /ANSI Standard 2 + QPL Listed
- 5-Year Warranty

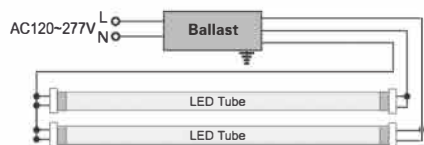
Specifications and Technical (T8 I SMART8)

MODEL	BASE TYPE	WATTS / EQV.	LUMEN	CCT	LENGTH	VOLTAGE	CRI	THD	CARTON QTY	LIGHT DISTRIBUTION
LBU8F1841	Bi-Pin G13	13W / 32W	1800LM	4100K	4 FT	120-277, 347V	83	<20%	16	310°
LBU8F1850	Bi-Pin G13	13W / 32W	1800LM	5000K	4 FT	120-277, 347V	83	<20%	16	310°
LBU8F2241	Bi-Pin G13	15W / 32W	2200LM	4100K	4 FT	120-277, 347V	83	<20%	16	310°
LBU8F2250	Bi-Pin G13	15W / 32W	2200LM	5000K	4 FT	120-277, 347V	83	<20%	16	310°

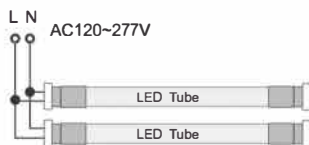
* Suitable for use in totally enclosed fixtures

** Suitable for damp locations. Not for use where exposed to the weather or moisture

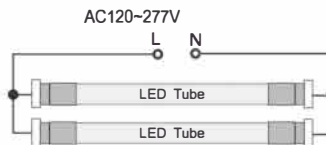
Installation Configuration



DiRect



BYPass



BYPass

Light Distribution Curve

