




LED T8 SERIES

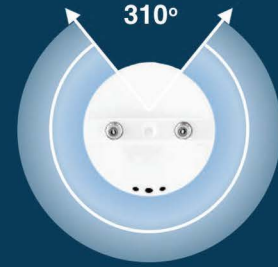
DIRect LED T8 - 2FT

COMMERCIAL SPEC GRADE

Replaces 17W 2ft Fluorescent T8



Superior All-Around Light Distribution



Coated Shatter-Resistant Glass



Designed for high efficiency and versatility, the IC-Driver allows for exceptional DIRect performance



Seamless output from end-to-end, ARCHIPELAGO® Light Engine allows for fully uniform light output



FEATURES

- DIRect Replacement w/ Aluminum End-Cap
- Full Glass Lens with 310° Light Distribution
- Universal Input Voltage - 120-277V, 347V
- Uniform Light Output From End-to-End
- Instant-ON with No Flicker
- 5-Year Warranty
- UL + NSF/ANSI Standard 2 Rated

Specifications and Technical Data

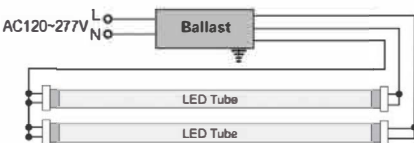
MODEL	BASE TYPE	WATTS / EQV.	LUMEN	CCT	LENGTH	VOLTAGE	CRI	THD	CARTON QTY	LIGHT DISTRIBUTION
LBT8F1235B	Bi-Pin G13	9W / 17W	1200LM	3500K	2 FT	120-277, 347V	83	<20%	16	310°
LBT8F1241B	Bi-Pin G13	9W / 17W	1200LM	4100K	2 FT	120-277, 347V	83	<20%	16	310°
LBT8F1250B	Bi-Pin G13	9W / 17W	1200LM	5000K	2 FT	120-277, 347V	83	<20%	16	310°

* Suitable for use in totally enclosed fixtures

** Suitable for damp locations. Not for use where exposed to the weather or moisture

*** Visit <http://www.archipelagolighting.com/support> for ballast compatibility list

Installation Configuration



DIRect

Light Distribution Curve

