



High quality of light and color rendering (90+ CRI, 50+ R9),
with low flicker, flicker <30%,
Smooth dimming. Dimming lower than 10%.

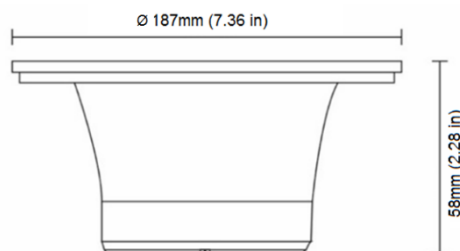


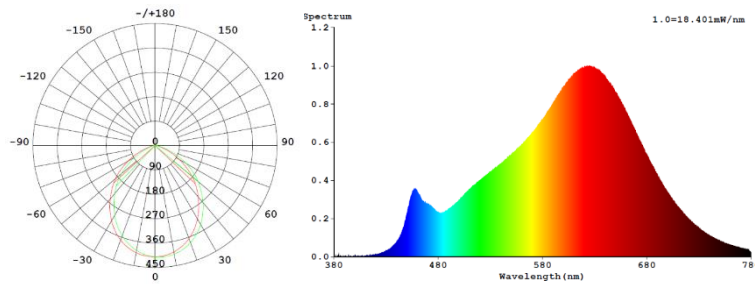
ELECTRICAL SPECIFICATIONS

MODEL NO.	LUMEN	POWER	CCT	BEAM	CRI	PF	CBCP
SE-350.059	850LM	11W	2700K	100°	>90	>0.9	405cd
SE-350.060	850LM	11W	3000K	100°	>90	>0.9	420cd
SE-350.061	850LM	11W	4000K	100°	>90	>0.9	420cd
SE-350.062	850LM	11W	5000K	100°	>90	>0.9	420cd

MECHANICAL SPECIFICATIONS

MODEL NO.	MEASURES	WEIGHT	OPERATIONAL TEMPERATURE	INNER BOX QTY	MASTER CARTON QTY
SE-350.059	7.36in X 2.28in	8.11oz	-20°C - 40°C	6pcs	24pcs
SE-350.060	7.36in X 2.28in	8.11oz	-20°C - 40°C	6pcs	24pcs
SE-350.061	7.36in X 2.28in	8.11oz	-20°C - 40°C	6pcs	24pcs
SE-350.062	7.36in X 2.28in	8.11oz	-20°C - 40°C	6pcs	24pcs





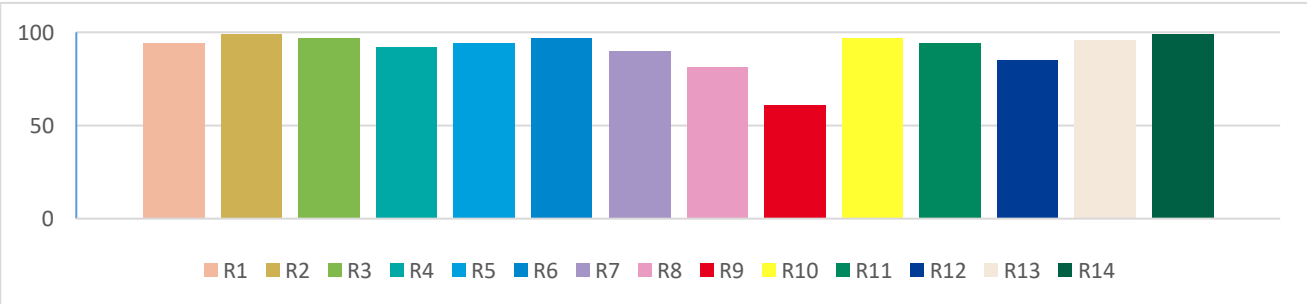
RA – CHART: >90

RA refers to the average value of R1 to R8.

R9 is the score that represents how accurately a light source will reproduce strong red colors. "Accurate" is defined as similarity to daylight or incandescent bulbs, depending on the color temperature.

R VALUES

R1=94	R2=99	R3=97	R4=92	R5=94	R6=97	R7=90
R8=81	R9=61	R10=97	R11=94	R12=85	R13=96	R14=99



TM30 GRAPHIC

TM-30 deals with the color rendition of object.

Rf- a fidelity index that is similar to the commonly used CRI

Rg- a gamut index that provides information about saturation

Color vector graphic- a graphical representation of hue and saturation relative to a reference source.

