

High quality of light and color rendering (90+ CRI, 50+ R9),
with low flicker, flicker <30%,
Smooth dimming. Dimming lower than 10%.

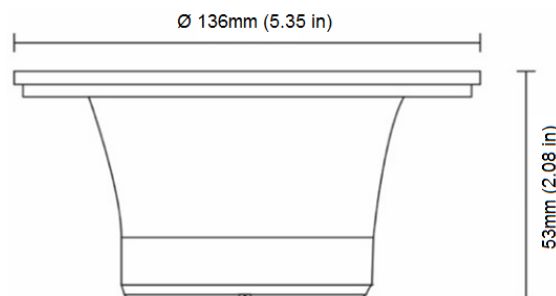


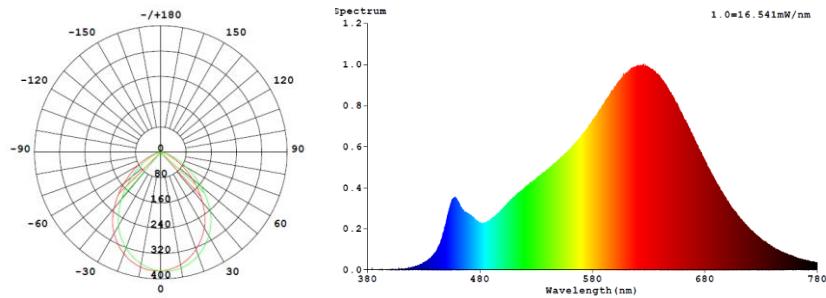
ELECTRICAL SPECIFICATIONS

MODEL NO.	LUMEN	POWER	CCT	BEAM	CRI	PF	CBCP
SE-350.055	720LM	10W	2700K	100°	>90	>0.9	380cd
SE-350.056	720LM	10W	3000K	100°	>90	>0.9	380cd
SE-350.057	720LM	10W	4000K	100°	>90	>0.9	380cd
SE-350.058	720LM	10W	5000K	100°	>90	>0.9	380cd

MECHANICAL SPECIFICATIONS

MODEL NO.	MEASURES	WEIGHT	OPERATIONAL TEMPERATURE	INNER BOX QTY	MASTER CARTON QTY
SE-350.055	5.35in X 2.08in	8.11oz	-20°C - 40°C	6pcs	24pcs
SE-350.056	5.35in X 2.08in	8.11oz	-20°C - 40°C	6pcs	24pcs
SE-350.057	5.35in X 2.08in	8.11 oz	-20°C - 40°C	6pcs	24pcs
SE-350.058	5.35in X 2.08in	8.11 oz	-20°C - 40°C	6pcs	24pcs





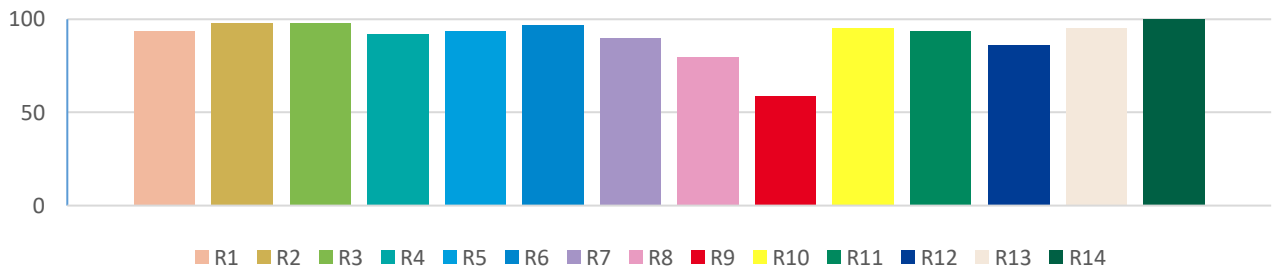
RA – CHART: >90

RA refers to the average value of R1 to R8.

R9 is the score that represents how accurately a light source will reproduce strong red colors. "Accurate" is defined as similarity to daylight or incandescent bulbs, depending on the color temperature.

R VALUES

R1=94	R2=98	R3=98	R4=92	R5=94	R6=97	R7=90
R8=80	R9=59	R10=95	R11=94	R12=86	R13=95	R14=100



TM30 GRAPHIC

TM-30 deals with the color rendition of object.

Rf- a fidelity index that is similar to the commonly used CRI

Rg- a gamut index that provides information about saturation

Color vector graphic- a graphical representation of hue and saturation relative to a reference source.

