



**40W**  
REPLACEMENT

**90+**  
CRI

**6W**  
Watts

**E26**

**120V**  
Voltage

**DAMP LOCATION**

**Dimmable**

High quality of light and color rendering (90+ CRI, 50+ R9),  
with low flicker, flicker <30%,  
Smooth dimming. Dimming lower than 10%.

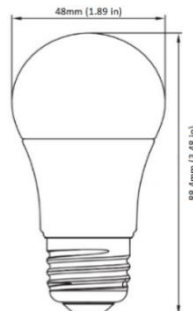


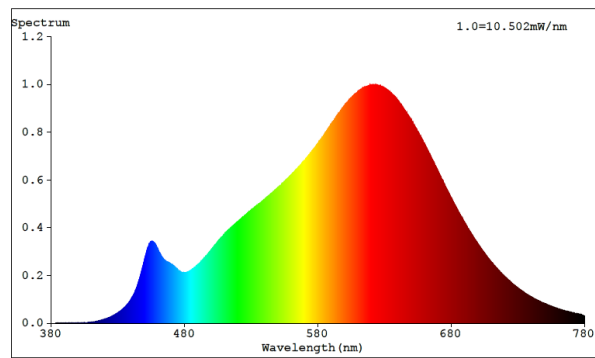
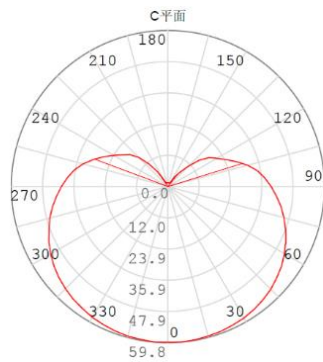
## ELECTRICAL SPECIFICATIONS

MODEL NO.	LUMEN	POWER	CCT	BEAM	CRI	PF	CBCP
SE-350.045	450LM	6W	2700K	270°	>90	>0.9	-
SE-350.046	450LM	6W	3000K	270°	>90	>0.9	-

## MECHANICAL SPECIFICATIONS

MODEL NO.	MEASURES	WEIGHT	OPERATIONAL TEMPERATURE	INNER BOX QTY	MASTER CARTON QTY
SE-350.045	1.89in X 3.48in	1.6oz	-20°C - 40°C	12pcs	48pcs
SE-350.046	1.89in X 3.48in	1.6oz	-20°C - 40°C	12pcs	48pcs



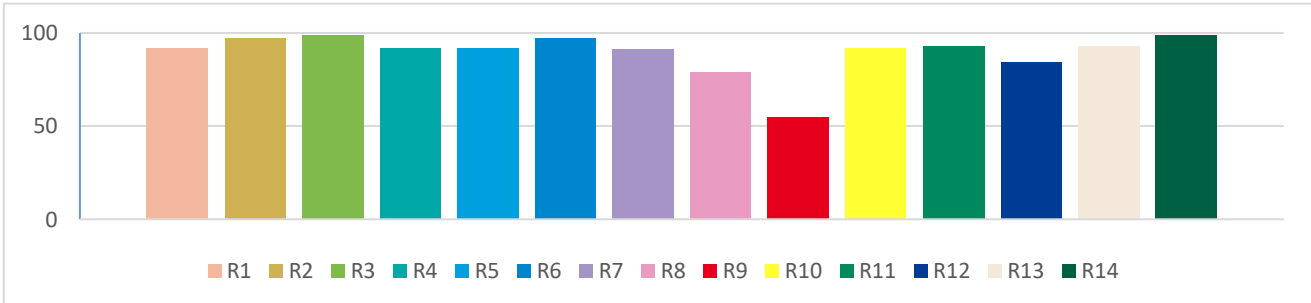


## RA - CHART: >90

RA refers to the average value of R1 to R8.

R9 is the score that represents how accurately a light source will reproduce strong red colors. "Accurate" is defined as similarity to daylight or incandescent bulbs, depending on the color temperature.

R VALUES						
R1=92	R2=97	R3=99	R4=92	R5=92	R6=97	R7=91
R8=79	R9=55	R10=92	R11=93	R12=84	R13=93	R14=99



## TM30 GRAPHIC

TM-30 deals with the color rendition of object.

Rf- a fidelity index that is similar to the commonly used CRI

Rg- a gamut index that provides information about saturation

Color vector graphic- a graphical representation of hue and saturation relative to a reference source.

