

FEATURES & SPECIFICATIONS

INTENDED USE — The 3" Wafer-Thin LED recessed downlight with remote driver box combines high quality light output and efficiency while eliminating the pot light housing for competitive affordability. This innovative wafer-slim Type IC design allows easy installation for new construction or remodel from below the ceiling without the requirement of a pot light housing for insulation. The LED module maintains at least 70% light output for 36,000 hours. These LED Wafer downlights are intended for closets, attics, hallways, bathrooms, kitchens, basements, soffits, entry ways, porches, garages, stairwells, corridors, nursing/retirement homes, condos, elevators, apartments, and any other small areas.

CONSTRUCTION — IC rated driver and fixture - approved for direct contact with insulation. Aluminum die cast outer frame. Durable, powder coat paint to prevent rust. Round fixture with integral edge-lit LED's. Plenum rated cable connector to connect from module to remote driver box. Isolated driver integrated inside steel remote box with four 7/8" knockouts with slots for pryout. Suitable for pulling wires with the 12 cubic-inch wiring compartment to accommodate up to (8) 14 gauge insulated conductors, or (6) 12 gauge insulated conductors; making the Wafer LED Downlights much easier to wire in 2in/2out (plus ground) daisy-chain applications and contractor friendly.

INSTALLATION — Ideal for shallow ceiling plenum; no housing required. Steel spring clip for easy installation. 3" cut out template is provided to ensure a correct sized hole is cut into ceiling for proper installation of the trim. Size of hole should not exceed 3 1/8 inches for this product. Suitable for installation in t-grid and drop ceiling applications. 6" plenum space required for installation of remote driver box.

OPTICS — Wafer-Thin downlight edge-lit LED technology uses light guided plate to distribute light. Polycarbonate lens provides even illumination throughout the space. Utilizes 2700K, 3000K, and 4000K color temperature LEDs.

ELECTRICAL — Connect directly to 120V power supply via provided UL recognized driver. Driver and Fixture Wet location approved and IC rated. High efficient driver with power factor > 0.9. Ambient operating temperature: -40°F (-40°C) to +104°F (+40°C). Dimming down to 10% (See page 2 for recommended dimmers). Standard input wattage is 8W, 68 lumens per watt. Actual wattage may differ by +/- 5% when operating at 120V +/- 10%. Replaces 50W incandescent.

LISTINGS — CSA certified to US and Canadian safety standards. ENERGY STAR® qualified. Wet location. Air Tight certified in accordance with ASTM E283-2004. NOM certified.

WARRANTY — 5-year limited warranty.

Note: Actual performance may differ as a result of end-user environment and application. All values are design or typical values, measured under laboratory conditions at 25 °C. Specifications subject to change without notice.

Wafer LED Recessed Downlight

WF3 3" LED Module

IC/Non-IC
New Construction/Remodel



Matte black



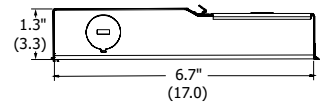
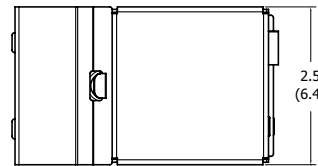
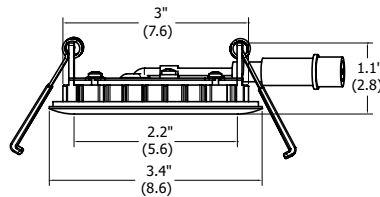
Brushed nickel



Oil-rubbed bronze

Specifications

Aperture:	2.2 (5.6)
Ceiling opening:	3 (7.6)
Overlap trim:	3.4 (8.6)
Height:	1.1 (2.8)



All dimensions are in inches (centimeters) unless otherwise indicated.

ORDERING INFORMATION

For shortest lead times, configure product using **standard options (shown in bold)**.

Example: WF3 LED 30K MW

WF3	LED		
Series	Lamp	CCT/CRI/W/Lumens ¹	Finish
WF3 3" wafer-thin LED downlight	LED LED	27K² 2700K/80CRI/8W/540L 30K 3000K/80CRI/8W/550L 40K 4000K/80CRI/7.9W/590L	MW Matte white MB Matte black BN Brushed nickel ORB Oil-rubbed bronze

Accessories: Order as separate catalog number.

WF3 PAN R12	3" new construction pan, retail pack of 12
WFEXC6 U	6' FT4 cable
WFEXC10 U	10' FT4 cable
WFEXC20 U	20' FT4 cable



WF3_Pan



Extension Cable

Notes

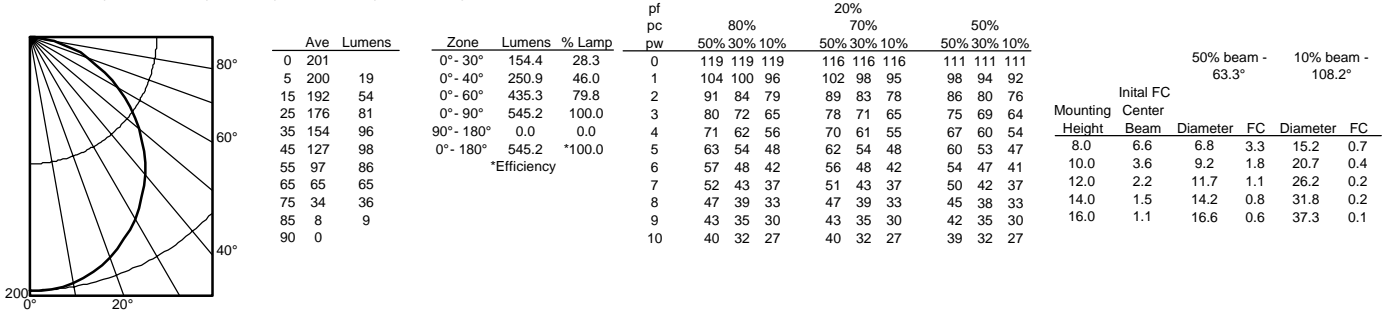
- Total system delivered lumens.
- Available in Matte White only, enter non-stock order for other color finishes.

WF3 3" LED Wafer Module

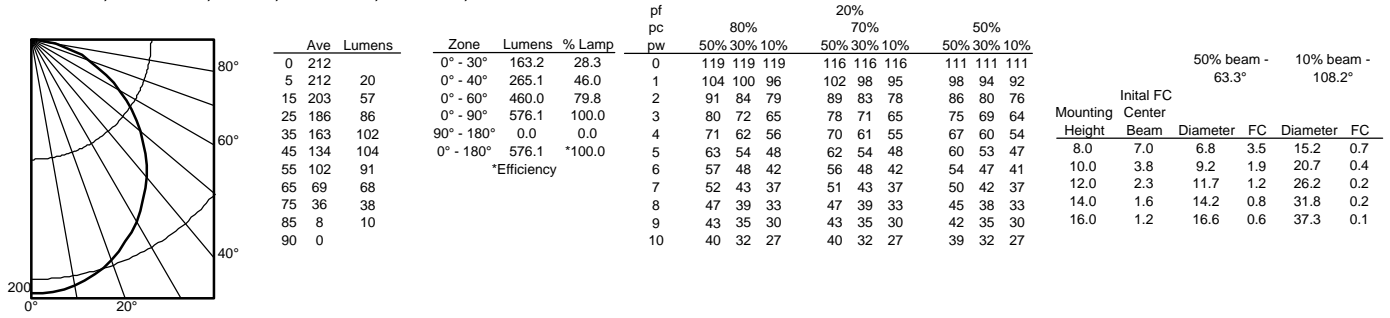
PHOTOMETRICS

Distribution Curve	Distribution Data	Output Data	Coefficient of Utilization	Illuminance Data at 30" Above Floor for a Single Luminaire
--------------------	-------------------	-------------	----------------------------	--

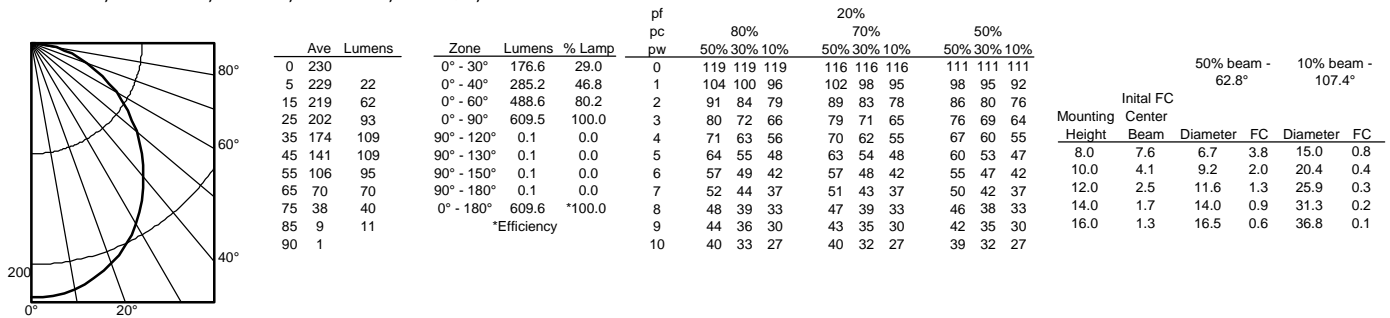
WF3 LED 27K, 2700 K LEDs, 8 watts, 545 lumens, 68.1 lm/w, test no. ISF 30891P2



WF3 LED 30K, 3000 K LEDs, 8 watts, 550 lumens, 68.8 lm/w, test no. ISF 30891



WF3 LED 40K, 4000 K LEDs, 7.9 watts, 590 lumens, 74.7 lm/w, test no. ISF 31230



DIMMER COMPATIBILITY

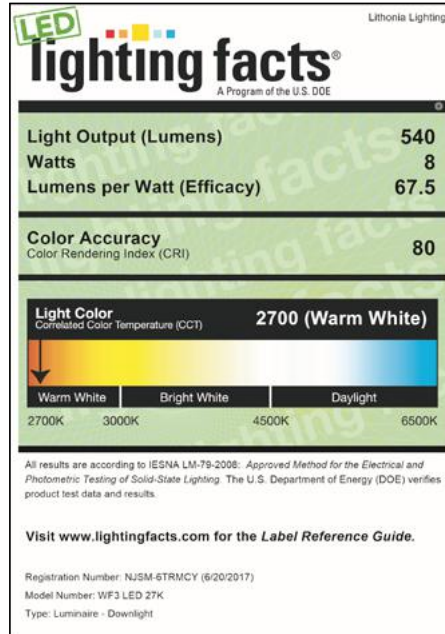
COMPATIBLE DIMMERS					
Leviton	Lutron			Sensorswitch	Synergy/Leviton
6633-PA	Maestro MACL-153M (TX)	Diva/Skylark DVRP-253PCTRP-253P	Panel Module HW/LP-RPM-4A-120	nSP5 PCD 2W	ISD 600 I 120/IP106
IPL06-LED/INC mode	Maestro Wireless MRF2-6ELV	Skylark CTCL-150	Panel Module HW/LP-RPM-4U-120	nSP5 PCD ELV 120	ISD 400 ELV 120/IPE04
6615-P	Gen 3.0 DVCL-153P (T9)	Caseta Wireless PD-SNE	Grafik QS/Wallbox LQRJ-WPM-6P		
	Maestro MSCL-OP153M	Maestro MACL-LFQ	Grafik Eye 3000 Family HWI-WPM-6D-120		
	Caseta Wireless PD-6WCL	RadioRA2 RRD-6NA	HomeWorksQS / my Room LQSE-4A1-D/MQSE-4A1-D/MQSE-3A1/MQSE-2A1-D,120V		
	Grafik T GT-SNEM / GTJ-SNEM	HomeWorks HQRD-6NA	Homeworks QS LQSE-4A-120-D		

*Requires Lutron Smart Bridge L-BDG2-WH for wireless applications (sold separately)

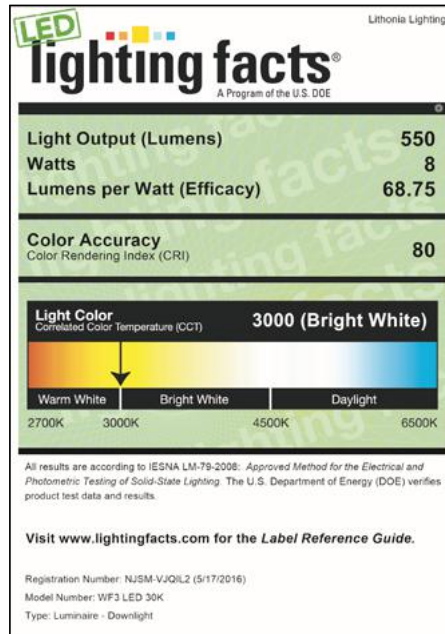
WF3 3" LED Wafer Module

ENERGY DATA

3" ENERGY DATA - 2700K	
Lumens	540
Color temperature	2700K
CRI	80
Lumens/Watt	67.5
Min. starting temperature	-40°C (-40°F)
EMI/RFI	FCC Title 47 CFR, Part 15, Class B
Sound rating	Class A standards
Input voltage	120V
Total Harmonic Distortion	13.5%
Min. power factor	0.97
Input frequency	50/60 Hz
Rated wattage	8W
Input power	8W
Input current	0.07A



3" ENERGY DATA - 3000K	
Lumens	550
Color temperature	3000K
CRI	80
Lumens/Watt	68.75
Min. starting temperature	-40°C (-40°F)
EMI/RFI	FCC Title 47 CFR, Part 15, Class B
Sound rating	Class A standards
Input voltage	120V
Total Harmonic Distortion	13.5%
Min. power factor	0.97
Input frequency	50/60 Hz
Rated wattage	8
Input power	8W
Input current	0.07A



WF3 3" LED Wafer Module

ENERGY DATA

3" ENERGY DATA - 4000K	
Lumens	590
Color temperature	4000K
CRI	80
Lumens/Watt	74.68
Min. starting temperature	-40°C (-40°F)
EMI/RFI	FCC Title 47 CFR, Part 15, Class B
Sound rating	Class A standards
Input voltage	120V
Total Harmonic Distortion	13.5%
Min. power factor	0.97
Input frequency	50/60 Hz
Rated wattage	7.9
Input power	7.9W
Input current	0.07A

LED
lighting facts®
Lithonia Lighting

A Program of the U.S. DOE

Light Output (Lumens) 590

Watts 7.9

Lumens per Watt (Efficacy) 74.68

Color Accuracy 80

Color Rendering Index (CRI)

Light Color

Correlated Color Temperature (CCT)

4000 (Bright White)

2700K 3000K 4500K 6500K

All results are according to IESNA LM-79-2008: Approved Method for the Electrical and Photometric Testing of Solid-State Lighting. The U.S. Department of Energy (DOE) verifies product test data and results.

Visit www.lightingfacts.com for the Label Reference Guide.

Registration Number: NJSM-2EYQCM (6/22/2016)
Model Number: WF3 LED 40K
Type: Luminaire - Downlight