

## LED SLIM AREA LIGHTS AR SERIES, GENERATION 2

Fixtures shown with  
Slipfitter Knuckle

60W Model



100-140W Model



210-280W Model

Fixture shown with  
Straight Arm



### FEATURES:

- Replaces up to 750W MH/HPS equivalent
- Universal 120-277V dimming driver standard, 347-480V available
- Dusk-to-dawn and occupancy sensor capability
- Greater than 100,000 hour L90 lifetime at TM21 standards at 25°C
- 5-year limited warranty
- 10kV surge suppression standard
- Comes with 41" 18/3 SO cord

### MOUNTING:

- 7.5" Straight Arm<sup>1</sup>
- Trunnion Swivel
- 2-3/8" Slipfitter Knuckle

### CONTROLS:

**PC Option:** NEMA standard C136.41 3-pin twist lock receptacle for use with NEMA twist lock photocell. **The photocell is sold separately.**

**Photo/Motion Sensor:** The FSP-211 uses passive infrared (PIR) sensing technology to react to changes in infrared energy (i.e. moving body heat) within the coverage area. This slim, low-profile sensor is designed for installation inside the bottom of a light fixture body and is ideal for outdoor environments. The sensor operates at 120V/230V-240V and single phase 277V. The motion sensor is fully adjustable with high and low dimmed light level options with optional dusk to dawn control. Sensor can be combined with various lenses to operate at mounting heights from 8' to 40'. Please refer to page 4 for the sensor's factory default settings. Factory settings can be adjusted via the FSIR-100, a wireless configuration tool. **Note that the sensor comes with photocell setting disabled and the FSIR-100 must be purchased if photocell functionality is desired.**

Please refer to the FSP-211 Supplementary Datasheet for more product information.

**DIMENSIONS:** Please see page 3 and 4 for dimension drawings.

### PRODUCT DESCRIPTION:

The LED Slim Area Lights deliver class-leading efficacy in a lightweight design that can be effortlessly applied to new and retrofit outdoor projects. Offered in lumen packages ranging from 7,700lm to over 35,000lm, the AR Series achieves up to 130 lumens per watt while providing significant long-term energy and maintenance cost savings.

MODEL SELECTION		Typical order example: AR60UT5-50BK						
AR								
FAMILY	NOMINAL WATTAGE	VOLTAGE	DISTRIBUTION	-	CCT	FINISH	MOUNTING	OPTIONS
<b>AR=</b> Area Light	<b>60=</b> 60W, 250W MH/HPS equivalent <b>100=</b> 100W, 400W MH/HPS equivalent <b>140=</b> 140W, 400W MH/HPS equivalent <b>210=</b> 210W, 750W MH/HPS equivalent <b>280=</b> 280W, 750W MH/HPS equivalent	<b>U=</b> 120-277V <b>H=</b> 347-480V	<b>T2=</b> Type II <b>T3=</b> Type III <b>T4=</b> Type IV <b>T5=</b> Type V	-	<b>40=</b> 4000K <b>50=</b> 5000K	<b>B=</b> Bronze	<b>A=</b> Straight Arm <sup>1</sup> <b>K=</b> 2-3/8" Slipfitter Knuckle <b>T=</b> Trunnion Swivel	<b>(OMIT)=</b> None <b>MS=</b> Daylight/Motion Sensor <b>PC=</b> NEMA 3-pin receptacle (NEMA twist lock Photocell sold separately)

w

### NOTES:

1. The straight arm mounting fits square poles. For compatibility with round poles, combine the straight arm mounting with a round pole adaptor. See adaptor selection table on page 3.

**SPECIFICATIONS:**

60 WATT

100 WATT

140 WATT

210 WATT

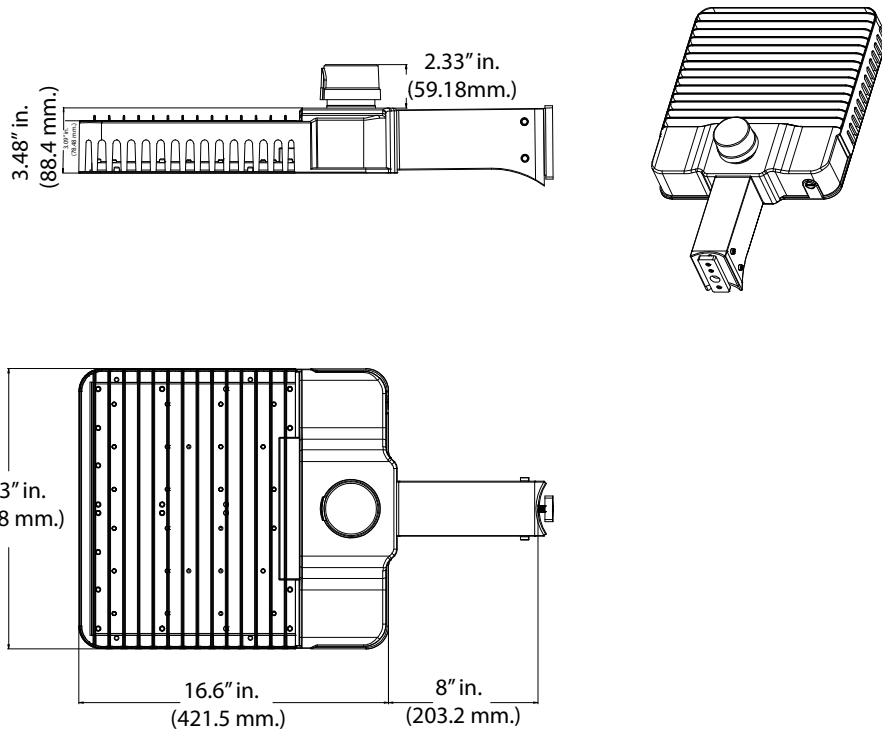
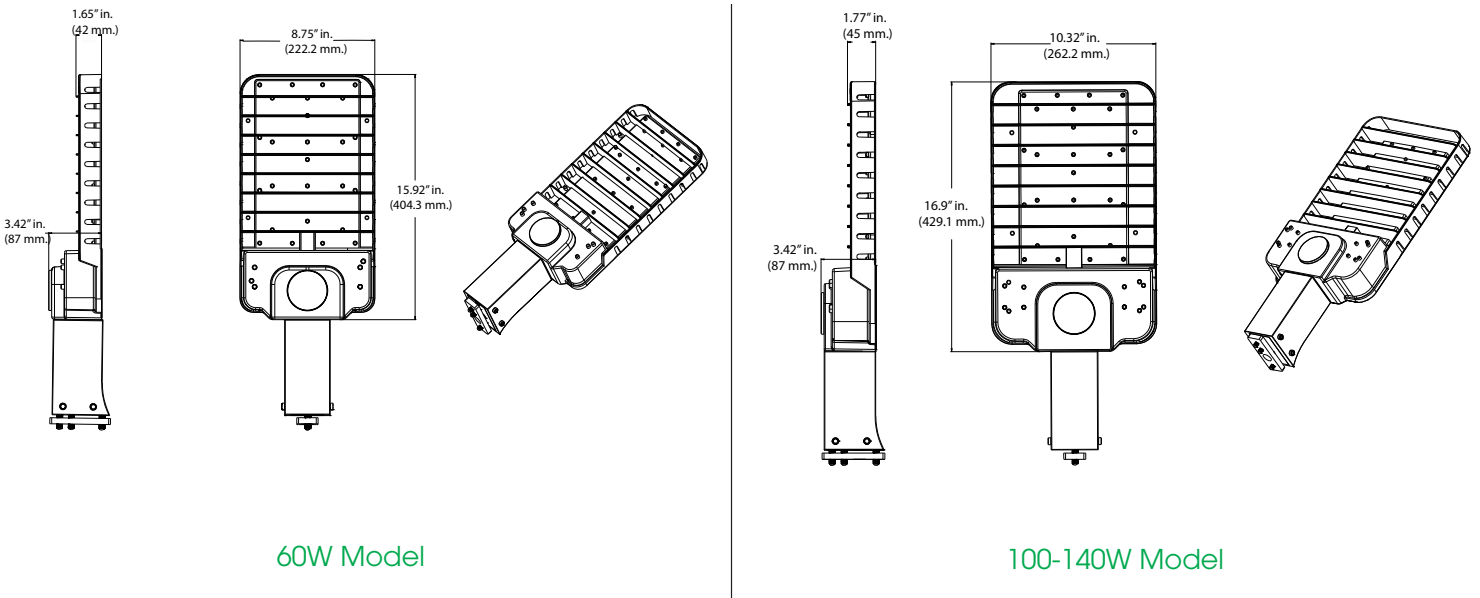
280 WATT

ITEM	SPECIFICATION		DETAILS					
			60W	100W	140W	210W	280W	
GENERAL PERFORMANCE	Input Power (W)		60W	100W	140W	210W	280W	
	Type II	4000K	Lumens	7846	12420	17014	25633	34547
			BUG Rating	B3-U2-G3	B3-U2-G3	B3-U2-G3	B3-U2-G3	B3-U2-G3
		5000K	Lumens	7860	12675	17922	26756	35886
			BUG Rating	B3-U2-G3	B3-U2-G3	B3-U2-G3	B3-U2-G3	B3-U2-G3
	Type III	4000K	Lumens	7900	12420	17014	25663	34547
			BUG Rating	B3-U2-G3	B3-U2-G3	B3-U2-G3	B3-U2-G3	B3-U2-G3
		5000K	Lumens	7900	12675	17922	26756	35886
			BUG Rating	B3-U2-G3	B3-U2-G3	B3-U2-G3	B3-U2-G3	B3-U2-G3
	Type IV	4000K	Lumens	7615	12421	17015	25663	34548
			BUG Rating	B3-U2-G3	B3-U2-G3	B3-U2-G3	B4-U3-G4	B5-U3-G5
		5000K	Lumens	7699	12675	17922	26756	35886
			BUG Rating	B3-U2-G3	B3-U2-G3	B3-U2-G3	B4-U3-G4	B5-U3-G5
	Type V	4000K	Lumens	7787	12420	17014	25663	34547
			BUG Rating	B3-U2-G1	B3-U2-G1	B3-U2-G1	B3-U2-G1	B3-U2-G1
		5000K	Lumens	7860	12675	17922	26756	35886
			BUG Rating	B3-U2-G1	B3-U2-G1	B3-U2-G1	B3-U2-G1	B3-U2-G1
	Efficacy (lm/W)		up to 130 lm/W					
	CRI		> 70					
	Lumen Maintenance (L90, TM21 @ 25°C)		> 100,000 hours					
Color Temperature		4000K and 5000K available						
Power Factor		> 0.9						
THD		< 16%						
ELECTRICAL	Input Voltage Range		120-277V standard, 347-480V available					
	Housing		Die-cast aluminum					
	Lens		Polycarbonate lens					
PHYSICAL	Housing		2-3/8" Slipfitter, Straight Arm, Trunnion Swivel					
	Lens		Type II, Type III, Type IV, Type V - Frosted lens					
	Mounting		Slip Fitter, Straight Arm, Trunnion Mount options					
	Dimensions (Module)		15.9"x8.7"x3.4"	16.9" x 10.3" x 3.4"		16.6" x 15.0" x 3.5"		
	Weight		8.5 lbs	11.8 lbs	12.5 lbs	22.5 lbs	23.9 lbs	
	EPA (sq. ft)		0.43	0.43	0.43	0.49	0.49	
	Operating Temperature		-31°F to 131°F (-35°C to 55°C)					
QUALIFICATIONS	Qualifications		cULus, supports T24 compliance					
	Material Usage		RoHS compliant; no mercury					
	Environment		Outdoor, Wet location					
	Warranty		5 years					

**ACCESSORIES:**

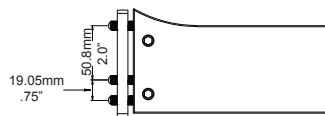

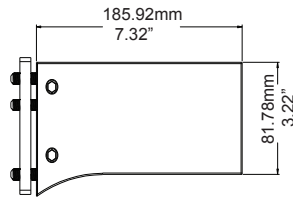
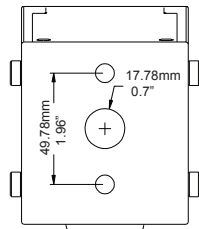
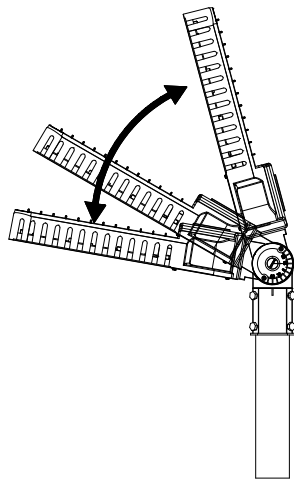
ORDER CODE	MODEL	DESCRIPTION
107846	AR-MAL-4RPA	4" Round Pole Adaptor for AR-MAL Series, to be used with straight arm
107847	AR-MAL-5RPA	5" Round Pole Adaptor for AR-MAL Series, to be used with straight arm
72055	6390LBK	NEMA Twist-Lock Photo Control 120V-277V
1408292	6394LL	NEMA Twist-Lock Photo Control 347V-480V

**DIMENSIONS:**



**210-280W Model**

**MOUNTING DIMENSIONS:**



**Straight Arm Pole**

**Slip Fitter**

**Trunnion**

