


| COB Model | Drive Current (mA) | Voltage (VDC) Min | Voltage (VDC) Max | Match-Book Sized Model Number | Iout (mA) | Vout (VDC) Min. | Vout (VDC) Max. | Match-Book Sized Driver Image |
|--------------------------------|--------------------|-------------------|-------------------|-------------------------------|-----------|-----------------|-----------------|-------------------------------|
| Vero 10B-Gen 7 | 270mA | 32V | 38V | AC10CD250AT2K | 250mA | 32V | 40V | |
| Vero 10D-Gen 7 | 350mA | 24V | 28V | AC25CD700AT2Q | 350mA | 24V | 36V | |
| Vero 13D-Gen 7 | 500mA | 29V | 35V | AC40CD1.05AT2S | 500mA | 23V | 38V | |
| Vero 18D-Gen 7 | 1050mA | 26V | 32V | AC40CD1.05AS2 | 1050mA | 23V | 38V | |
| Vero 10-Gen 6 | 350mA | 24V | 29V | AC25CD700AT2Q | 350mA | 24V | 36V | |
| Vero 13-Gen 6 | 500mA | 29V | 35V | AC25CD700AT2Q | 500mA | 24V | 36V | |
| Vero 18-Gen 6 | 1050mA | 27V | 32V | AC40CD1.05A2S | 1050mA | 23V | 38V | |





| Nominal Flux | Drive Current (mA) | Voltage (VDC) Min | Voltage (VDC) Max | Match-Book Sized Model Number | Iout (mA) | Vout (VDC) Min. | Vout (VDC) Max. | Match-Book Sized Driver Image |
|---|--------------------|-------------------|-------------------|-------------------------------|-----------|-----------------|-----------------|-------------------------------|
| 9mm LES 2000 lm Standard/Vibrant V95 | 1050mA | 23V | 31V | AC40CD1.05AT2S | 1050mA | 23V | 38V | |
| 19mm LES 4000 lm Standard/Vibrant V80 | 1400mA | 28V | 36V | AC60CD1.4AT2S | 1400mA | 26V | 43V | |
| 19mm LES 5000 lm Standard/Vibrant V80 | 1400mA | 28V | 36V | AC60CD1.4AT2S | 1400mA | 26V | 43V | |
| 19mm LES 4500 lm Designer | 1400mA | 28V | 36V | AC60CD1.4AT2S | 1400mA | 26V | 43V | |
| 19mm LES 2000 lm Artist/Vibrant V95 | 1050mA | 17V | 24V | AC25CD1.05A3N | 1050mA | 14V | 24V | |
| 19mm LES 3000 lm Artist/Vibrant V95 | 1050mA | 26V | 35V | AC40CD1.05A2S | 1050mA | 23V | 38V | |
| 19mm LES 2000 lm Beauty | 1050mA | 17V | 24V | AC25CD1.05A3N | 1050mA | 14V | 24V | |




| Nominal Flux | Drive Current (mA) | Voltage (VDC) Min | Voltage (VDC) Max | Match-Book Sized Model Number | Iout (mA) | Vout (VDC) Min. | Vout (VDC) Max. | Match-Book Sized Driver Image |
|--|--------------------|-------------------|-------------------|-------------------------------|-----------|-----------------|-----------------|-------------------------------|
| CXAI304 36V | 100mA | 36V | 42V | AC15CD250AT2Q | 100mA | 32V | 60V | |
| CXB1304 36V | 100mA | 34V | 38V | AC15CD250AT2Q | 100mA | 32V | 60V | |
| CXAI510 36V | 250mA | 35V | 42V | AC15CD250AT2Q | 250mA | 32V | 60V | |
| CXB1520 36V | 500mA | 33V | 37V | AC40CD1.05AT2S | 500mA | 23V | 38V | |




Matches →



| COB Model | Drive Current (mA) | Voltage (VDC) Min | Voltage (VDC) Max | Match-Book Sized Model Number | Iout (mA) | Vout (VDC) Min. | Vout (VDC) Max. | Match-Book Sized Driver Image |
|------------------------|--------------------|-------------------|-------------------|-------------------------------|-----------|-----------------|-----------------|-------------------------------|
| LC006D | 180mA | 31V | 38V | AC10CD250AT2K | 175mA | 32V | 40V | |
| LC009D | 270mA | 31V | 38V | AC10CD250AT2K | 250mA | 32V | 40V | |
| LC019D | 540mA | 31V | 38V | AC40CD1.05AT2S | 500mA | 23V | 38V | |
| LC026D | 720mA | 31V | 38V | AC40CD1.05AT2S | 700mA | 23V | 38V | |
| LC040D | 1080mA | 31V | 38V | AC40CD1.05AT2S | 1050mA | 23V | 38V | |



| Nominal Flux | Drive Current (mA) | Voltage (VDC) Min | Voltage (VDC) Max | Match-Book Sized Model Number | Iout (mA) | Vout (VDC) Min. | Vout (VDC) Max. | Match-Book Sized Driver Image |
|------------------------------|--------------------|-------------------|-------------------|-------------------------------|-----------|-----------------|-----------------|-------------------------------|
| NFCWL036B-V2 | 260mA | 34V | 37V | AC10CD250AT2K | 250mA | 32V | 40V | |
| NFCWL060B-V | 460mA | 34V | 37V | AC40CD1.05AT2S | 500mA | 32V | 40V | |
| NFCWL072B-V2 | 540mA | 34V | 37V | AC40CD1.05AT2S | 500mA | 32V | 40V | |
| NFCWJ084B-V2 | 670mA | 35V | 37V | AC40CD1.05AT2S | 700mA | 32V | 40V | |
| NFCWJ096B-V2 | 760mA | 35V | 37V | AC40CD1.05AT2S | 700mA | 32V | 40V | |
| NFCWJ120B-V2 | 1050mA | 35V | 37V | AC40CD1.05AT2S | 1050mA | 32V | 40V | |



| COB Model | Drive Current (mA) | Voltage (VDC) Min | Voltage (VDC) Max | Match-Book Sized Model Number | Iout (mA) | Vout (VDC) Min. | Vout (VDC) Max. | Match-Book Sized Driver Image |
|------------------------------|--------------------|-------------------|-------------------|-------------------------------|-----------|-----------------|-----------------|-------------------------------|
| SolarIQ S 19 | | | | | | | | |
| GW KAHLB2.CM | 700mA | 34V | 36V | AC25CD700AT2Q | 700mA | 24V | 36V | |
| GW KAHLB2.EM | 700mA | 34V | 36V | AC25CD700AT2Q | 700mA | 24V | 36V | |
| GW KAHLB2.DM | 1050mA | 35V | 38V | AC40CD1.05A2S | 1050mA | 23V | 38V | |
| GW KAHLB2.PM | 700mA | 34V | 36V | AC25CD700AT2Q | 700mA | 24V | 36V | |
| GW KAHQB2.EM | 1500mA | 35V | 37V | AC60CD1.4A2S | 1400mA | 26V | 43V | |
| GW KAHQB2.PM | 1500mA | 35V | 37V | AC60CD1.4A2S | 1400mA | 26V | 43V | |
| SolarIQ S 13 | | | | | | | | |
| GW KAGJB2.EM | 500mA | 33V | 37V | AC40CD1.05AT2S | 500mA | | | |
| GW KAGLB2.EM | 700mA | 33V | 37V | AC40CD1.05AT2S | 700mA | | | |
| GW KAGJB2.CM | 500mA | 33V | 37V | AC40CD1.05AT2S | 500mA | | | |
| GW KAGLB2.CM | 700mA | 33V | 37V | AC40CD1.05AT2S | 700mA | | | |
| GW KAGJB3.CM | 500mA | 33V | 37V | AC40CD1.05AT2S | 500mA | 23V | 38V | |
| GW KAGJB3.DM | 500mA | 33V | 37V | AC40CD1.05AT2S | 500mA | | | |
| GW KAGJB3.EM | 500mA | 33V | 37V | AC40CD1.05AT2S | 500mA | | | |
| GW KAGMB3.CM | 700mA | 33V | 37V | AC40CD1.05AT2S | 700mA | | | |
| GW KAGMB3.DM | 700mA | 33V | 37V | AC40CD1.05AT2S | 700mA | | | |
| GW KAGMB3.EM | 700mA | 33V | 37V | AC40CD1.05AT2S | 700mA | | | |
| GW KAGMB3.PM | 700mA | 33V | 37V | AC40CD1.05AT2S | 700mA | | | |