

I-BEAM® IBE LED

High Bay

Affordability and Solid Performance

You need basic, affordable warehouse and high bay lighting and you need it to last. The I-BEAM® IBE LED luminaire gives budget-conscious customers a reliable solution with quality components, all from the most recognized name in high bays, Lithonia Lighting®. Additionally, the IBE LED can save up to 60% in energy and maintenance costs over traditional sources. Pair with sensors and dimming to save even more energy and extend the life of the fixture.

The I-BEAM® IBE LED is designed to meet the challenges of warehouse and light industrial applications, featuring a robust 6kV surge protection standard. IBE LED is UL listed to 45°C ambient with a thermal management system allowing for safe operation during times when temperatures rise up to 55°C*.

Features






- Lumen packages: 12,000 / 15,000 / 18,000 / 22,000 / 30,000
- Replaces up to 575W HID or 8-lamp T5HO - consumes less energy, saves up to 60% in energy costs over traditional sources
- UL listed to 45°C ambient with a thermal management system allowing for safe operation during times when temperatures rise up to 55°C*
- 6kV Surge protection standard
- Semi-diffuse lens standard and optional diffuse lens
- DLC Premium listed



*Prolonged use at 55°C, may impact long-term performance and may void warranty.

I-BEAM® IBE LED High Bay

We've got your warehousing and industrial lighting solutions covered. From our basic high bays to full-loaded fixtures, Lithonia Lighting® has your solution.

	IBE LED	JEBL LED	JCBL LED	IBG LED	JHBL LED
	Contractor Select*	Contractor Select*			
					
Description	Light Duty/ Warehouse/ General Open Space	Light Duty/Warehouse/ Manufacturing/General Open Space/ Wet Locations	Manufacturing/ Warehouse/Commercial/ Retail/Mixed-use Space/ Gymnasium/ General Industrial	Warehouse/Commercial/ Retail/Mixed-use Space/ Gymnasium/High Mounting Heights/ General Industrial	Heavy Industrial/ Manufacturing/ Maintenance Space/ Non-conditioned Space/ Natatorium/ General Industrial
Temperature Rating	45°C listed, up to 55°C operation using thermal management	55°C	55°C	55°C	65°C
Lumens	12L-30L	12L-30L	9L-30L	8L-60L	12L-45L
LPW	130-135	140-145	125-135	155-195	120-124
DLC	Premium	Premium	Premium	Premium	Standard (premium in process)
IP Rating	Not Rated	IP65	IP65 IP5X Optics	IP5X Optics Dust Resistant	IP65
Lens	Acrylic	Glass	Glass + Acrylic	Acrylic	Prismatic Glass
Distributions	General	General	General	General, ND, WD, FD	ND, WD
Standard Surge Protection	6kV	6kV	6kV/10kV (Hvolt)	6kV/10kV (Hvolt)	10kV all
Controls	<ul style="list-style-type: none"> ▪ LSXR Sensor 		<ul style="list-style-type: none"> ▪ LSXR Sensor ▪ BLE-enabled Sensor ▪ XPoint™ Wireless ▪ nlight® 	<ul style="list-style-type: none"> ▪ LSXR Sensor ▪ BLE-enabled Huleon Sensor ▪ XPoint™ Wireless ▪ nlight® 	<ul style="list-style-type: none"> ▪ Integrated Sensor ▪ XPoint™ Wireless ▪ nLight®