

120V LED ADVANTAGE 5/6" Retrofit Downlight

PROJECT:


TYPE:

LOCATION:

CAT:



White



Dark
Bronze

Description

Versatile, dimmable, and affordable LED Advantage recessed downlights are available in white with either a static lens for 5" and 6" cans (also available as Title 24 compliant model) or a swivel (gimbal) version (for 6" recessed cans only).

Features

- Durable and glare-free frosted polycarbonate lens
- Easy installation with spring loaded torsion clips
- Includes standard E26 socket connection (CD56 includes GU-24 connection)
- cETLus Listed and ENERGY STAR Certified

Mounting

LED-10097 Retrofit: Adjustable spring loaded torsion clips fit most 5" or 6" Type IC rated cans (requires 3-5/16" clearance) with E26 sockets

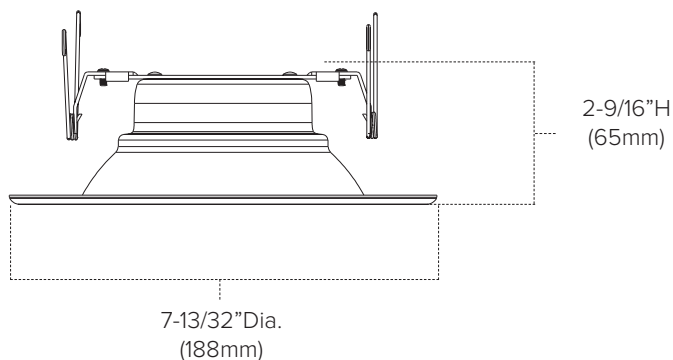
Applications

General Lighting LED Retrofit

Technical Information



Voltage	120V AC, 60Hz
CCT	3000K
Series	LED-10097-DB
Finish	Dark Bronze
Lumens	900
Wattage	15
CRI	90+
Inset	Smooth
Connection	E26 Edison
Beam Angle	87°
Dimming	10-100% with most standard TRIAC dimmers
Rating	ENERGY STAR; cETLus Listed; Wet location
Rated Life	50,000 Hours



120V

LED ADVANTAGE 5/6" Retrofit Downlight

Compatible Dimmers

Brand	Model #	Type	Dimming Range	Notes
Lutron® Diva	DVCL-153P	Universal (CFL/LED/Incandescent)	10-100%	
Lutron® Toggler	TGCL-153PH	Universal (CFL/LED/Incandescent)	10-100%	
Lutron® Skylark	SELV-300P	Electronic Low-Voltage (ELV)	10-100%	
Lutron® Diva	DV-600P	Incandescent	10-100%	
Leviton® Sureslide	6674	Universal (CFL/LED/Incandescent)	10-100%	

Dimmer performance may vary in field application due to unknown external factors. Dimmers not included on the chart above are not necessarily incompatible; they have yet to be fully evaluated. Please reference dimmer manufacturer's instructions for more detailed information regarding performance and compatibility.

Additional Information

Minimum Height Requirements

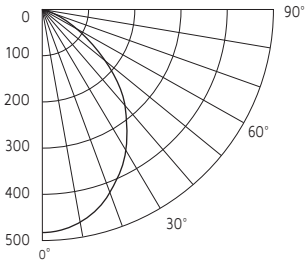
Model	Minimum Height Requirement	Location
LED-10097-DB	3-15/16" (80mm)	Dry, damp, or wet location

Retrofit Downlights Include:
(1) 5/6" Retrofit downlight with standard E26 Edison socket connection and adjustable spring loaded torsion clips to fit most standard 5" or 6" housings

Photometrics

PHOTOMETRIC DATA: LED-10097-DB

Photometric Diagram



LED-10097-DB Summary

Test voltage:	120.00V
Luminous flux:	926.3Lm
Input power:	14.41W
Luminous efficacy:	64.28
Power factor:	0.785
Maximum intensity:	478.2cd
Beam angle:	86.4°
Spacing criteria:	0.93


Zonal Lumen Summary

Zone	Lumens	%Fixture
0-30°	346.7	37.4
0-40°	539.6	58.3
0-60°	833.6	90.0
0-90°	926.3	100.0
90-180°	0	0.0
0-180°	926.3	100.0

Candela Distribution

Angle	Average Candelas
0°	478
5°	475
15°	444
25°	385
35°	308
45°	227
55°	134
65°	60
75°	20
85°	9

Initial Footcandles



Distance to Illuminated Plane	Footcandles (at beam center)	Beam Diameter (feet)
6 feet	13.3	11.3
7 feet	9.8	13.1
8 feet	7.5	15.0
9 feet	5.9	16.9
10 feet	4.8	18.8