



UL NO.	E481445
LIGHT OUTPUT	400 lumens
CCT	2700K
BEAM ANGLE	230°
WATTAGE	6W
EFFICACY	67 lm/W
POWER FACTOR	0.7
APPLICATION	Incandescent replacement for indoor dry/damp applications.

SKU: SE-RL6.CO30.1106



COLOR RENDERING: 80CRI, R9>0

High quality of light and low flicker.

ENERGY EFFICIENCY: 67 lm/W

LONG LIFE: 25,000 hours.

Listed for energy efficiency, insuring high efficacy with a high quality of light.

- ✓ Rated lifetime to L70: 25,000 hours.
- ✓ Warranty: 3 years

CERTIFICATIONS AND APPROVALS UL.



HIGHLY COMPATIBLE

Compatible with standard fixtures using an E26 base.

DIMMABLE

Smooth dimming with most existing installations.

Dimmable to 1% when used with specific dimmers.

See dimmer compatibility chart for details on operation and compatibility.

INTENDED USE AND APPLICATIONS

40W incandescent replacement.

Intended for use in E26 compatible existing fixtures.

Suitable for dry or damp locations.

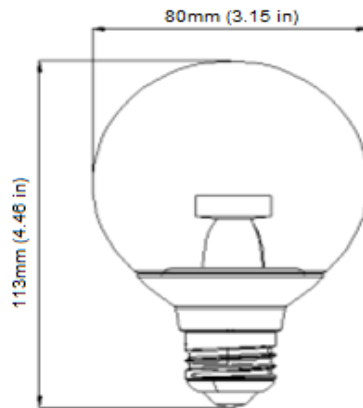
Not for use in fully enclosed fixtures.

Remove or do not use any optional glass lens in front of lamp.

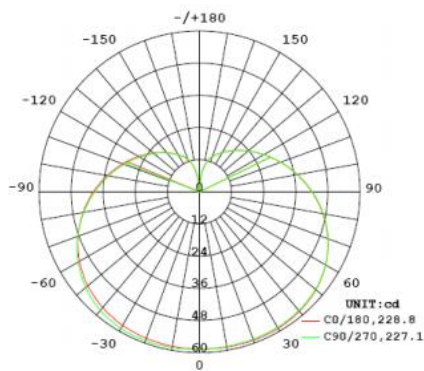
GENERAL SPECIFICATIONS

Electrical Specifications		Operating Temperature		Mechanical Spec.	
Wattage: 6W	Voltage: 120V	Minimum: -20°C		Measures: 3.15in X 4.46in	
Power Factor: 0.7	Frequency: 60Hz	Maximum: 40°C		Weight: 2.49oz	

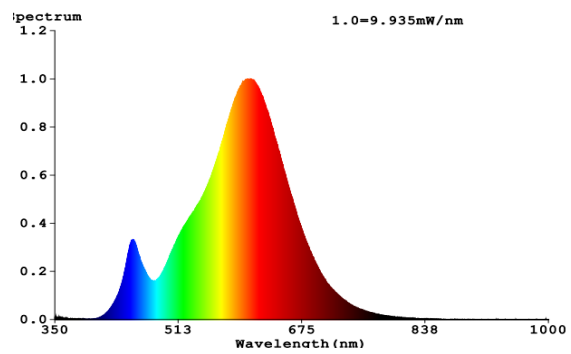
DIMENSIONS



LUMINOUS INTENSITY



SPECTRAL DISTRIBUTION



Ra - Chart: 93

CRI VALUES | R1-R15

